



MEN'S
Bb
BASKETBALL



THE ACC & OPPONENTS



ABOUT THE ACC

THE TRADITION



John Swofford,
ACC Commissioner

Consistency. It is the mark of true excellence in any endeavor.

However, in today's intercollegiate athletics, competition has become so balanced and so competitive that it is virtually impossible to maintain a high level of consistency.

Yet the Atlantic Coast Conference has defied the odds. Now in its 53rd year of competition, the ACC has long enjoyed the reputation as one of the strongest and most competitive intercollegiate conferences in the nation. And that is not mere conjecture, the numbers support it.

Since the league's inception in 1953, ACC schools have captured 94 national championships, including 49 in women's competition and 45 in men's. In addition, NCAA individual titles have gone to ACC student-athletes 119 times in men's competition and 61 times in women's action.

Since the inception of women's basketball in the ACC in 1977, a tradition of excellence has been established.

Over the years, ACC women's basketball teams have gained global recognition through their television exposure. The 2005-06 schedule features 40 televised games, including 11 national telecasts (six games on Fox Sports Net and affiliates and five on espn2). In addition, 29 match-ups will be featured on the league's regional sports network which includes Comcast SportsNet, Fox Sports Net South and Sun Sports. In all, the ACC will make 75 television appearances this season.

The league's women's basketball programs rank among the best in the country in terms of the NCAA Tournament, having made 103 appearances and won 137 games in the last 28 years, 11 of them as a number one seed. The league boasts such national accomplishments as sending at least one team to the "Sweet 16" for 17 consecutive years. The conference has also made ten trips to the Final Four in the last 24 years with two teams finishing second and North Carolina capturing the National Championship in 1994.

Since 1989, the ACC has placed nine players on the All-Final Four team, including Staley and Smith, who were dubbed Most Outstanding Players. In all, 50 ACC players have been named to NCAA Tournament All-Region teams, with eight Most Outstanding Player recognitions.

Three players have garnered national player of the year accolades while competing under the ACC banner. Virginia's Dawn Staley was a back-to-back selection in 1991 and 1992, while North Carolina's Charlotte Smith received the ESPY award in 1995. Duke's Alana Beard was recognized with national player of the year honors in both 2003 and 2004.

Five league coaches have combined to earn 11 national coach of the year awards. Duke's Gail Goestenkors, North Carolina's Sylvia Hatchell, Virginia's Debbie Ryan, Maryland's Chris Weller and NC State's Kay Yow have all garnered national recognition.

Seven ACC representatives, including coaches and student-athletes, have participated in the Olympics. NC State's Kay Yow, assisted by Sylvia Hatchell of North Caro-

lina, headed up the 1988 gold medal-winning Olympic team. Maryland's Vicky Bullett was a member of both the 1988 and 1992 Olympic teams. Three-time Olympian and Virginia graduate, Dawn Staley struck gold in Athens as a member of the 2004 Olympic squad. Duke's Gail Goestenkors served as an assistant coach on the gold-medal winning team in Athens.

Since the inaugural season of the Women's National Basketball Association in 1997, the ACC has been a recognizable presence in the league. Forty-three former ACC stars have played on the hardwood in the WNBA, while five former players have worked the sidelines as coaches.

The ACC also stands at the forefront of intercollegiate athletics in terms of the academic accomplishments of its student-athletes. Since 1983, 381 women's basketball players have received ACC Academic Honor Roll recognition. The 2003-04 academic year included 39 selections. In addition, ACC women's basketball players have earned first-team Academic All-America honors six times, including Virginia's Val Ackerman in 1981, the former President of the WNBA. In 1997, NC State's Jennifer Howard was tabbed GTE CoSIDA Academic Player of the Year after posting a 4.0 grade point average throughout her career. Thirteen players have earned ACC postgraduate scholarships, while three others were named NCAA Postgraduate Scholars.

2004-05 IN REVIEW

The 2004-05 academic year concluded with the league pocketing three more national team titles and seven individual NCAA crowns. In all, the ACC has won 51 national team titles over the last 15 years.

The ACC's 2004-05 national champions were Wake Forest in field hockey, North Carolina in men's basketball and Duke in women's golf. In addition, a total of 181 student-athletes from the ACC earned first, second or third-team All-America honors this past year.

THE CHAMPIONSHIPS

The conference will conduct championship competition in 25 sports during the 2005-06 academic year - 12 for men and 13 for women.

The first ACC championship was held in swimming on February 25, 1954. The conference did not conduct championships in cross country, wrestling or tennis during the first year.

The 12 sports for men include football, cross country, soccer, basketball, swimming, indoor and outdoor track, wrestling, baseball, tennis, golf and lacrosse. Fencing, which was started in 1971, was discontinued in 1981.

Women's sports were initiated in 1977 with the first championship meet being held in tennis at Wake Forest University.



Phone	336-851-6062
Media Relations Fax	336-854-8797
	336-547-6261
Administrative Fax	336-316-6097
E-Mail	bmorrison@theacc.org
Web Address	theacc.com

Atlantic Coast Conference
4512 Weybridge Lane
Greensboro, NC 27407

ACC Media Relations Staff

Brian Morrison	Assistant Commissioner
Amy Yakola	Associate Director
Sarah Schmidt	Assistant Director
Jason Leturmy	Media Relations Assistant
Phil Perry	Media Relations Intern
Barb Dery	Administrative Assistant

Championships for women are currently conducted in cross country, volleyball, field hockey, soccer, basketball, swimming, indoor and outdoor track, tennis, golf, lacrosse, softball and rowing.

A HISTORY

The Atlantic Coast Conference was founded on May 8, 1953, at the Sedgefield Inn near Greensboro, N.C., with seven charter members - Clemson, Duke, Maryland, North Carolina, North Carolina State, South Carolina and Wake Forest - drawing up the conference by-laws.

The withdrawal of seven schools from the Southern Conference came early on the morning of May 8, 1953, during the Southern Conference's annual spring meeting. On June 14, 1953, the seven members met in Raleigh, N.C., where a set of bylaws was adopted and the name became officially the Atlantic Coast Conference.

Suggestions from fans for the name of the new conference appeared in the region's newspapers prior to the meeting in Raleigh. Some of the names suggested were: Dixie, Mid South, Mid Atlantic, East Coast, Seaboard, Colonial, Tobacco, Blue-Gray, Piedmont, Southern Seven and the Shoreline.

Duke's Eddie Cameron recommended that the name of the conference be the Atlantic Coast Conference, and the motion was passed unanimously. The meeting concluded with each member institution assessed \$200.00 to pay for conference expenses.

On December 4, 1953, conference officials met again at Sedgefield and officially admitted the University of Virginia as the league's eighth member. The first, and only, withdrawal of a school from the ACC came on June 30, 1971, when the University of South Carolina tendered its resignation.

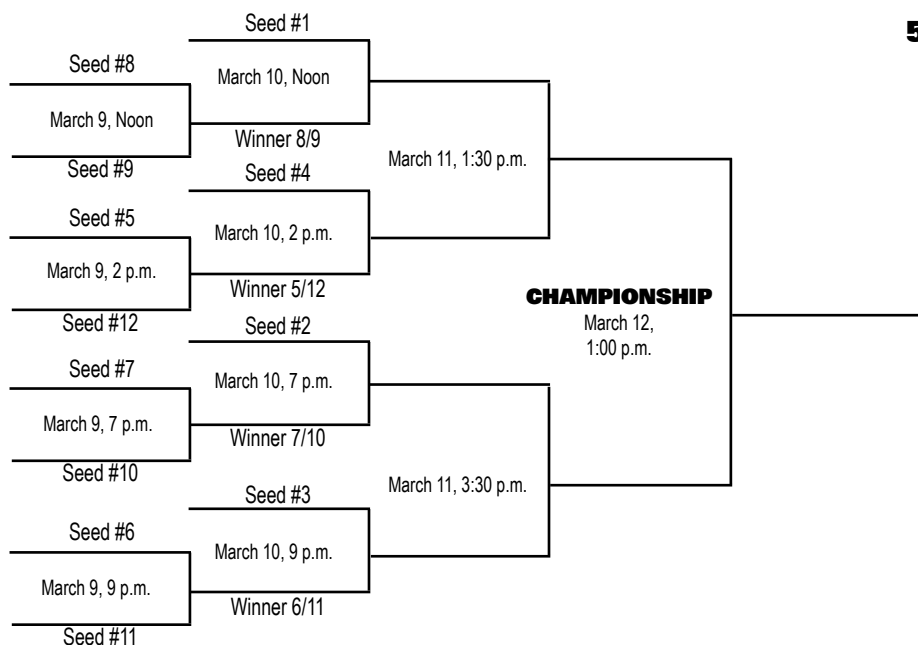
The ACC operated with seven members until April 3, 1978, when the Georgia Institute of Technology was admitted. The Atlanta school had withdrawn from the Southeastern Conference in January of 1964.

The ACC expanded to nine members on July 1, 1991, with the addition of Florida State University.

The conference expanded to 11 members on July 1, 2004, with the addition of the University of Miami and Virginia Polytechnic Institute and State University. On October 17, 2003, Boston College accepted an invitation to become the league's 12th member starting July 1, 2005.

2006 ACC TOURNAMENT

53RD ANNUAL ACC TOURNAMENT
MARCH 9-12, 2006
GREENSBORO COLISEUM
GREENSBORO, N.C.



2006 NCAA TOURNAMENT

OPENING ROUND TUESDAY, MARCH 14, 2006

University of Dayton Arena
Dayton, Ohio
Host: University of Dayton

FIRST/SECOND ROUNDS

THURSDAY AND SATURDAY, MARCH 16 AND 18, 2006

Greensboro Coliseum
Greensboro, N.C.
Host: Atlantic Coast Conference

Jacksonville Veterans Memorial Arena

Jacksonville, Fla.
Host: Jacksonville University

Jon M. Huntsman Center

Salt Lake City, Utah
Host: University of Utah

Cox Arena

San Diego, Calif.
Host: San Diego State University

FRIDAY AND SUNDAY, MARCH 17 AND 19, 2006

University of Dayton Arena
Dayton, Ohio
Host: University of Dayton

Wachovia Center

Philadelphia, Pa.
Host: Atlantic 10 Conference

American Airlines Center

Dallas, Texas
Host: Big 12 Conference

Palace of Auburn Hills

Auburn Hills, Mich.
Host: Oakland University

REGIONALS

THURSDAY AND SATURDAY, MARCH 23 AND 25, 2006

Georgia Dome
Atlanta, Ga.
Host: Georgia Institute of Technology

Oakland Arena

Oakland, Calif.
Host: University of San Francisco

FRIDAY AND SUNDAY, MARCH 24 AND 26, 2006

MCI Center
Washington, D.C.
Host: Georgetown University

Hubert H. Humphrey Metrodome

Minneapolis, Minnesota
Host: University of Minnesota, Twin Cities

FINAL FOUR SATURDAY AND MONDAY, APRIL 1 AND 3, 2006

RCA Dome
Indianapolis, Ind.
Hosts: Butler University and Horizon League





20
06

MARYLAND

27
SPORTS

1
TEAM



2004-05 ACC STANDINGS

Team	W	L	Pct.	Hm	Rd	W	L	Pct.	Hm	Rd	Nu
North Carolina	14	2	.875	8-0	6-2	33	4	.892	15-0	8-3	10-1
Wake Forest	13	3	.813	8-0	5-3	27	6	.818	16-0	8-4	3-2
Duke	11	5	.688	7-1	4-4	27	6	.818	14-1	5-4	8-1
Virginia Tech	8	8	.500	6-2	2-6	16	14	.533	13-3	3-9	0-2
Georgia Tech	8	8	.500	5-3	3-5	20	12	.625	12-3	4-6	4-3
Miami	7	9	.438	4-4	3-5	16	13	.552	11-5	5-6	0-2
NC State	7	9	.438	3-5	4-4	21	14	.600	10-6	5-5	6-3
Maryland	7	9	.438	5-3	2-6	19	13	.594	15-3	2-7	2-3
Clemson	5	11	.313	3-5	2-6	16	16	.500	10-5	3-8	3-3
Florida State	4	12	.250	3-5	1-7	12	19	.387	9-7	3-8	0-4
Virginia	4	12	.250	3-5	1-7	14	15	.483	10-5	2-9	2-1



ACC INDIVIDUAL STATISTICS

SCORING

No.	Name-Team	Cl	G	FG	3FG	FT	Pts	Avg
1.	J.J. Redick-DU	JR	33	202	121	196	721	21.8
2.	Guillermo Diaz-UM	SO	29	190	61	97	538	18.6
3.	Sean May-NC	JR	37	228	0	191	647	17.5
4.	Robert Hite-UM	JR	29	179	72	71	501	17.3
5.	Julius Hodge-ST	SR	34	197	14	169	577	17.0
6.	Devin Smith-VA	SR	26	152	63	62	429	16.5
7.	Eric Williams-WF	JR	33	201	0	128	530	16.1
8.	Rashad McCants-NC	JR	33	183	71	91	528	16.0
9.	Justin Gray-WF	JR	33	171	92	93	527	16.0
10.	Nik Caner-Medley-MD	JR	32	188	43	92	511	16.0
11.	Shelden Williams-DU	JR	33	191	0	131	513	15.5
12.	Jarrett Jack-GT	JR	32	164	46	123	497	15.5
13.	Daniel Ewing-DU	SR	33	181	69	74	505	15.3
14.	Chris Paul-WF	SO	32	143	46	156	488	15.3
15.	Sharrad Ford-CU	SR	32	185	0	107	477	14.9
16.	Zabian Dowdell-VT	SO	30	154	66	57	431	14.4
17.	Chris McCray-MD	JR	31	149	38	102	438	14.1
18.	John Gilchrist-MD	JR	28	127	36	98	388	13.9
19.	Carlos Dixon-VT	SR	30	150	54	61	415	13.8
20.	Jawad Williams-NC	SR	37	178	40	87	483	13.1

REBOUNDING

No.	Name-Team	Cl	G	OFF	DEF	TOT	Avg/G
1.	Shelden Williams-DU	JR	33	127	242	369	11.2
2.	Sean May-NC	JR	37	142	255	397	10.7
3.	Sharrad Ford-CU	SR	32	110	151	261	8.2
4.	Elton Brown-VA	SR	29	75	161	236	8.1
5.	Anthony King-UM	SO	29	97	134	231	8.0
6.	Eric Williams-WF	JR	33	93	162	255	7.7
7.	Luke Schenscher-GT	SR	32	84	151	235	7.3
8.	Coleman Collins-VT	SO	28	94	101	195	7.0
9.	Julius Hodge-ST	SR	34	85	140	225	6.6
10.	Marvin Williams-NC	FR	36	65	171	236	6.6
11.	Travis Garrison-MD	JR	32	76	131	207	6.5
12.	Jamaal Levy-WF	SR	33	85	126	211	6.4
13.	William Frisby-UM	SR	28	88	90	178	6.4
14.	Gary Hamilton-UM	JR	29	80	104	184	6.3
15.	Ekene Ibekwe-MD	SO	30	65	124	189	6.3
16.	Nik Caner-Medley-MD	JR	32	65	133	198	6.2
17.	Devin Smith-VA	SR	26	35	123	158	6.1
18.	John Gilchrist-MD	JR	28	46	97	143	5.1
19.	Jamon Gordon-VT	SO	29	46	102	148	5.1
20.	Isma'il Muhammad-GT	SR	29	55	91	146	5.0

FIELD GOAL PCT

(MIN. 5.0 MADE PER GAME)

No.	Name-Team	Cl	G	FG	FGA	Pct
1.	Eric Williams-WF	JR	33	201	319	.630
2.	Shelden Williams-DU	JR	33	191	328	.582
3.	Sean May-NC	JR	37	228	402	.567
4.	Jarrett Jack-GT	JR	32	164	319	.514
5.	Sharrad Ford-CU	SR	32	185	361	.512
6.	Julius Hodge-ST	SR	34	197	400	.493
7.	Rashad McCants-NC	JR	33	183	374	.489
8.	Nik Caner-Medley-MD	JR	32	188	409	.460
9.	Guillermo Diaz-UM	SO	29	190	417	.456
10.	Zabian Dowdell-VT	SO	30	154	343	.449

ASSISTS

No.	Name-Team	Cl	G	Assts	Avg/G
1.	Raymond Felton-NC	JR	36	249	6.92
2.	Chris Paul-WF	SO	32	212	6.63
3.	John Gilchrist-MD	JR	28	153	5.46
4.	Julius Hodge-ST	SR	34	162	4.76
5.	Anthony Harris-UM	SO	29	133	4.59
6.	Jarrett Jack-GT	JR	32	145	4.53
7.	Jamon Gordon-VT	SO	29	120	4.14
8.	Daniel Ewing-DU	SR	33	132	4.00
9.	Sean Singletary-VA	FR	29	113	3.90
10.	T.J. Bannister-VA	SO	29	108	3.72

FREE THROW PCT

(MIN. 2.5 MADE PER GAME)

No.	Name-Team	Cl	G	FTM	FTA	Pct
1.	J.J. Redick-DU	JR	33	196	209	.938
2.	Chris McCray-MD	JR	31	102	113	.903
3.	Jarrett Jack-GT	JR	32	123	142	.866
4.	Marvin Williams-NC	FR	36	138	163	.847
5.	Chris Paul-WF	SO	32	156	187	.834
6.	Travis Garrison-MD	JR	32	86	105	.819
7.	Justin Gray-WF	JR	33	93	118	.788
8.	Nik Caner-Medley-MD	JR	32	92	120	.767
9.	Will Bynum-GT	SR	32	96	126	.762
10.	Sean May-NC	JR	37	191	252	.758

STEALS

No.	Name-Team	Cl	G	Assts	Avg/G
1.	Chris Paul-WF	SO	32	76	2.38
2.	Jamon Gordon-VT	SO	29	67	2.31
3.	Vernon Hamilton-CU	SO	32	66	2.13
4.	Raymond Felton-NC	JR	36	72	2.00
5.	Daniel Ewing-DU	SR	33	65	1.97
6.	Chris McCray-MD	JR	31	58	1.87
7.	Jarrett Jack-GT	JR	32	58	1.81
8.	Carlos Dixon-VT	SR	30	54	1.80
9.	Sean Singletary-VA	FR	29	48	1.66
10.	Engin Atsur-ST	SO	35	57	1.63

3-POINT FG PCT

(MIN. 1.5 MADE PER GAME)

No.	Name-Team	Cl	G	3FG	3FGA	Pct
1.	Raymond Felton-NC	JR	36	70	159	.440
2.	Ilian Evtimov-ST	JR	35	66	155	.426
3.	Zabian Dowdell-VT	SO	30	66	156	.423
4.	Rashad McCants-NC	JR	33	71	168	.423
5.	Taron Downey-WF	SR	33	54	129	.419
6.	Carlos Dixon-VT	SR	30	54	131	.412
7.	Justin Gray-WF	JR	33	92	227	.405
8.	Shawan Robinson-CU	JR	32	69	171	.404
9.	J.J. Redick-DU	JR	33	121	300	.403
10.	Von Wafer-FS	SO	29	65	164	.396

3-POINT FG MADE

No.	Name-Team	Cl	G	3FG	Avg/G
1.	J.J. Redick-DU	JR	33	121	3.67
2.	Justin Gray-WF	JR	33	92	2.79
3.	Robert Hite-UM	JR	29	72	2.48
4.	Devin Smith-VA	SR	26	63	2.42
5.	Von Wafer-FS	SO	29	65	2.24
6.	Zabian Dowdell-VT	SO	30	66	2.20
7.	Shawan Robinson-CU	JR	32	69	2.16
8.	Rashad McCants-NC	JR	33	71	2.15
9.	Guillermo Diaz-UM	SO	29	61	2.10
10.	Daniel Ewing-DU	SR	33	69	2.09

BLOCKED SHOTS

No.	Name	Cl	G	Blocks	Avg/G
1.	Shelden Williams-DU	JR	33	122	3.70
2.	Anthony King-UM	SO	29	86	2.97
3.	Sharrad Ford-CU	SR	32	68	2.13
4.	Ekene Ibekwe-MD	SO	30	55	1.83
5.	Luke Schenscher-GT	SR	32	56	1.75
6.	Shavlik Randolph-DU	JR	29	44	1.52
7.	Travis Garrison-MD	JR	32	43	1.34
8.	Anthony McHenry-GT	SR	32	37	1.16
9.	Andrew Brackman-ST	FR	35	40	1.14
10.	Cedric Simmons-ST	FR	31	35	1.13

ASSIST/TURNOVER RATIO

(MIN. 3.0 ASSISTS/GAME)

No.	Name	Cl	G	Asst	Avg	Turn	Avg	Ratio
1.	Chris Paul-WF	SO	32	212	6.6	89	2.8	2.38
2.	John Gilchrist-MD	JR	28	153	5.5	73	2.6	2.10
3.	Raymond Felton-NC	JR	36	249	6.9	129	3.6	1.93
4.	Julius Hodge-ST	SR	34	162	4.8	89	2.6	1.82
5.	T.J. Bannister-VA	SO	29	108	3.7	63	2.2	1.71
6.	Sean Singletary-VA	FR	29	113	3.9	70	2.4	1.61
7.	Jamon Gordon-VT	SO	29	120	4.1	76	2.6	1.58
8.	Anthony Harris-UM	SO	29	133	4.6	87	3.0	1.53
9.	Chris McCray-MD	JR	31	99	3.2	70	2.3	1.41
10.	Daniel Ewing-DU	SR	33	132	4.0	98	3.0	1.35

OFFENSIVE REBOUNDS

No.	Name-Team	Cl	G	No.	Avg/G
1.	Shelden Williams-DU	JR	33	127	3.85
2.	Sean May-NC	JR	37	142	3.84
3.	Sharrad Ford-CU	SR	32	110	3.44
4.	Coleman Collins-VT	SO	28	94	3.36
5.	Anthony King-UM	SO	29	97	3.34
6.	William Frisby-UM	SR	28	88	3.14
7.	Eric Williams-WF	JR	33	93	2.82
8.	Gary Hamilton-UM	JR	29	80	2.76
9.	Luke Schenscher-GT	SR	32	84	2.63
10.	Elton Brown-VA	SR	29	75	2.59

DEFENSIVE REBOUNDS

No.	Name-Team	Cl	G	No.	Avg/G
1.	Shelden Williams-DU	JR	33	242	7.33
2.	Sean May-NC	JR	37	255	6.89
3.	Elton Brown-VA	SR	29	161	5.55
4.	Eric Williams-WF	JR	33	162	4.91
5.	Marvin Williams-NC	FR	36	171	4.75
6.	Devin Smith-VA	SR	26	123	4.73
7.	Luke Schenscher-GT	SR	32	151	4.72
8.	Sharrad Ford-CU	SR	32	151	4.72
9.	Anthony King-UM	SO	29	134	4.62
10.	Jarrett Jack-GT	JR	32	146	4.56

MINUTES PLAYED

No.	Name-Team	Cl	G	Minutes	Avg/G
1.	J.J. Redick-DU	JR	33	1231	37.30
2.	Julius Hodge-ST	SR	34	1177	34.62
3.	Daniel Ewing-DU	SR	33	1138	34.48
4.	Guillermo Diaz-UM	SO	29	996	34.34
5.	Jarrett Jack-GT	JR	32	1091	34.09
6.	Jamon Gordon-VT	SO	29	983	33.90
7.	Shelden Williams-DU	JR	33	1109	33.61
8.	Robert Hite-UM	JR	29		

ACC TEAM STATISTICS

SCORING OFFENSE

# Team	G	W-L	Pts	Avg/G
1. North Carolina	37	33-4	3257	88.0
2. Wake Forest	33	27-6	2801	84.9
3. Maryland	32	19-13	2620	81.9
4. Duke	33	27-6	2581	78.2
5. Georgia Tech	32	20-12	2371	74.1
6. NC State	35	21-14	2559	73.1
7. Virginia	29	14-15	2112	72.8
8. Clemson	32	16-16	2294	71.7
9. Miami	29	16-13	2071	71.4
10. Florida State	31	12-19	2128	68.6
11. Virginia Tech	30	16-14	2056	68.5

SCORING DEFENSE

# Team	G	Pts	Avg/G
1. Duke	33	2153	65.2
2. NC State	35	2314	66.1
3. Georgia Tech	32	2133	66.7
4. Virginia Tech	30	2061	68.7
5. Clemson	32	2218	69.3
6. Miami	29	2020	69.7
7. Florida State	31	2170	70.0
8. North Carolina	37	2600	70.3
9. Wake Forest	33	2441	74.0
10. Virginia	29	2203	76.0
11. Maryland	32	2432	76.0

SCORING MARGIN

# Team	G	OFF	DEF	Margin
1. North Carolina	37	88.0	70.3	+17.8
2. Duke	33	78.2	65.2	+13.0
3. Wake Forest	33	84.9	74.0	+10.9
4. Georgia Tech	32	74.1	66.7	+7.4
5. NC State	35	73.1	66.1	+7.0
6. Maryland	32	81.9	76.0	+5.9
7. Clemson	32	71.7	69.3	+2.4
8. Miami	29	71.4	69.7	+1.8
9. Virginia Tech	30	68.5	68.7	-0.2
10. Florida State	31	68.6	70.0	-1.4
11. Virginia	29	72.8	76.0	-3.1

FREE THROW PCT.

# Team	G	FTM	FTA	Pct
1. Maryland	32	600	826	.726
2. North Carolina	37	724	998	.725
3. Duke	33	585	821	.713
4. NC State	35	523	742	.705
5. Georgia Tech	32	483	699	.691
6. Virginia	29	433	628	.689
7. Wake Forest	33	620	906	.684
8. Miami	29	352	523	.673
9. Florida State	31	416	626	.665
10. Virginia Tech	30	385	600	.642
11. Clemson	32	432	719	.601

FIELD GOAL PCT.

# Team	G	FG	FGA	Pct
1. North Carolina	37	1128	2260	.499
2. Wake Forest	33	965	1966	.491
3. NC State	35	871	1915	.455
4. Florida State	31	756	1671	.452
5. Georgia Tech	32	849	1877	.452
6. Duke	33	853	1915	.445
7. Clemson	32	832	1878	.443
8. Maryland	32	920	2094	.439
9. Miami	29	761	1768	.430
10. Virginia	29	745	1736	.429
11. Virginia Tech	30	752	1761	.427

FIELD GOAL PCT DEFENSE

# Team	G	FG	FGA	Pct
1. Duke	33	783	2006	.390
2. Georgia Tech	32	735	1882	.391
3. North Carolina	37	913	2274	.401
4. Maryland	32	854	2096	.407
5. Miami	29	724	1700	.426
6. Florida State	31	746	1736	.430
7. NC State	35	804	1860	.432
8. Wake Forest	33	870	1996	.436
9. Clemson	32	771	1764	.437
10. Virginia Tech	30	723	1628	.444
11. Virginia	29	764	1704	.448

3-POINT FG PCT.

# Team	G	FG	FGA	Pct
1. North Carolina	37	277	687	.403
2. Wake Forest	33	251	629	.399
3. Duke	33	290	763	.380
4. NC State	35	294	795	.370
5. Florida State	31	200	557	.359
6. Miami	29	197	561	.351
7. Virginia Tech	30	167	477	.350
8. Georgia Tech	32	190	570	.333
9. Clemson	32	198	596	.332
10. Maryland	32	180	542	.332
11. Virginia	29	189	572	.330

3-POINT FG PCT DEFENSE

# Team	G	FG	FGA	Pct
1. Duke	33	128	418	.306
2. Georgia Tech	32	202	641	.315
3. Florida State	31	229	677	.338
4. North Carolina	37	284	834	.341
5. Maryland	32	239	695	.344
6. NC State	35	198	571	.347
7. Virginia Tech	30	192	551	.348
8. Miami	29	236	653	.361
9. Clemson	32	182	497	.366
10. Wake Forest	33	254	687	.370
11. Virginia	29	223	592	.377

REBOUNDING OFFENSE

# Team	G	Reb	Avg/G
1. Maryland	32	1385	43.3
2. North Carolina	37	1499	40.5
3. Wake Forest	33	1315	39.8
4. Miami	29	1147	39.6
5. Georgia Tech	32	1248	39.0
6. Duke	33	1261	38.2
7. Clemson	32	1186	37.1
8. Virginia	29	1034	35.7
9. Virginia Tech	30	1012	33.7
10. Florida State	31	1028	33.2
11. NC State	35	1121	32.0

REBOUNDING DEFENSE

# Team	G	Reb	Avg/G
1. Wake Forest	33	1081	32.8
2. North Carolina	37	1222	33.0
3. NC State	35	1200	34.3
4. Florida State	31	1070	34.5
5. Clemson	32	1122	35.1
6. Miami	29	1024	35.3
7. Georgia Tech	32	1170	36.6
8. Duke	33	1208	36.6
9. Virginia Tech	30	1113	37.1
10. Virginia	29	1093	37.7
11. Maryland	32	1278	39.9

REBOUNDING MARGIN

# Team	G	TEAM	Avg	OPP	Avg	Margin
1. North Carolina	37	1499	40.5	1222	33.0	+7.5
2. Wake Forest	33	1315	39.8	1081	32.8	+7.1
3. Miami	29	1147	39.6	1024	35.3	+4.2
4. Maryland	32	1385	43.3	1278	39.9	+3.3
5. Georgia Tech	32	1248	39.0	1170	36.6	+2.4
6. Clemson	32	1186	37.1	1122	35.1	+2.0
7. Duke	33	1261	38.2	1208	36.6	+1.6
8. Florida State	31	1028	33.2	1070	34.5	-1.4
9. Virginia	29	1034	35.7	1093	37.7	-2.0
10. NC State	35	1121	32.0	1200	34.3	-2.3
11. Virginia Tech	30	1012	33.7	1113	37.1	-3.4

BLOCKED SHOTS

# Team	G	Blocks	Avg/G
1. Duke	33	220	6.67
2. Maryland	32	200	6.25
3. Clemson	32	166	5.19
4. Georgia Tech	32	162	5.06
5. Miami	29	139	4.79
6. Virginia Tech	30	141	4.70
7. NC State	35	156	4.46
8. North Carolina	37	142	3.84
9. Virginia	29	105	3.62
10. Wake Forest	33	118	3.58
11. Florida State	31	100	3.23

ASSISTS

# Team	G	Assists	Avg/G
1. North Carolina	37	706	19.08
2. Wake Forest	33	531	16.09
3. Maryland	32	499	15.59
4. NC State	35	529	15.11
5. Georgia Tech	32	471	14.72
6. Clemson	32	463	14.47
7. Virginia Tech	30	397	13.23
8. Duke	33	421	12.76
9. Florida State	31	394	12.71
10. Virginia	29	364	12.55
11. Miami	29	337	11.62

STEALS

# Team	G	Steals	Avg/G
1. Clemson	32	319	9.97
2. North Carolina	37	362	9.78
3. Virginia Tech	30	272	9.07
4. Duke	33	287	8.70
5. Wake Forest	33	284	8.61
6. Maryland	32	267	8.34
7. Georgia Tech	32	265	8.28
8. NC State	35	260	7.43
9. Miami	29	209	7.21
10. Florida State	31	216	6.97
11. Virginia	29	200	6.90

TURNOVER MARGIN

# Team	G	TEAM	Avg	OPP	Avg	Margin
1. Virginia Tech	30	396	13.2	528	17.6	+4.40
2. NC State	35	435	12.4	534	15.3	+2.83
3. North Carolina	37	594	16.1	658	17.8	+1.73
4. Duke	33	454	13.8	511	15.5	+1.73
5. Miami	29	376	13.0	398	13.7	+0.76
6. Clemson	32	565	17.7	589	18.4	+0.75
7. Maryland	32	513	16.0	528	16.5	+0.47
8. Virginia	29	397	13.7	410	14.1	+0.45
9. Georgia Tech	32	483	15.1	496	15.5	+0.41
10. Wake Forest	33	484	14.7	496	15.0	+0.36
11. Florida State	31	496	16.0	454	14.6	-1.35

ASSIST/TURNOVER RATIO

# Team	G	Asst	Avg	Turn	Avg	Ratio
1. NC State	35	529	15.1	435	12.4	1.22
2. North Carolina	37	706	19.1	594	16.1	1.19
3. Wake Forest	33	531	16.1	484	14.7	1.10
4. Virginia Tech	30	397	13.2	396	13.2	1.00
5. Georgia Tech	32	471	14.7	483	15.1	0.98
6. Maryland	32	499	15.6	513	16.0	0.97
7. Duke	33	421	12.8	454	13.8	0.93
8. Virginia	29	364	12.6	397	13.7	0.92
9. Miami	29	337	11.6	376	13.0	0.90
10. Clemson	32	463	14.5	565	17.7	0.82
11. Florida State	31	394	12.7	496	16.0	0.79

ACC HONORS

ALL-ACC FIRST TEAM

(First-team votes)

J.J. Redick, Jr., Duke	(121)	363
Chris Paul, So., Wake Forest	(113)	355
Sean May, Jr., North Carolina	(111)	353
Shelden Williams, Jr., Duke	(111)	353
Raymond Felton, Jr., North Carolina	(82)	311

ALL-ACC SECOND TEAM

Guillermo Diaz, So., Miami	(19)	243
Julius Hodge, Sr., NC State	(22)	227
Eric Williams, Jr., Wake Forest	(7)	222
Jarrett Jack, Jr., Georgia Tech	(3)	200
Justin Gray, Jr., Wake Forest	(2)	184

ALL-ACC THIRD TEAM

Rashad McCants, Jr., North Carolina	(7)	170
Sharrod Ford, Sr., Clemson	(1)	131
Nik Caner-Medley, Jr., Maryland	(0)	110
Daniel Ewing, Sr., Duke	(0)	102
Jawad Williams, Sr., North Carolina	(0)	83

HONORABLE MENTION

Zabian Dowdell, So., Virginia Tech	64
John Gilchrist, Jr., Maryland	50
Robert Hite, Jr., Miami	27
Marvin Williams, Fr., North Carolina	25

PLAYER OF THE YEAR

J.J. Redick, Jr., Duke

COACH OF THE YEAR

Seth Greenberg, Virginia Tech

ALL-TOURNAMENT TEAMS

First Team
J.J. Redick, Duke
Shelden Williams, Duke
Daniel Ewing, Duke
Will Bynum, Georgia Tech
Raymond Felton, North Carolina

Second Team

Jarrett Jack, Georgia Tech
Ilian Evtimov, NC State
Julius Hodge, NC State
Shawan Robinson, Clemson
J.R. Reynolds, Virginia

TOURNAMENT MVP

J.J. Redick, Duke

ALL-FRESHMAN TEAM

Marvin Williams, North Carolina	121
Sean Singletary, Virginia	119
Cliff Hammonds, Clemson	107
DeMarcus Nelson, Duke	77



20
06

MARYLAND

27
SPORTS

1
TEAM



ACC COMPOSITE SCHEDULE

THURSDAY, NOVEMBER 10

Radford at Virginia Tech	7:00
NABC Classic	
Mississippi Valley State at Wake Forest	7:30
2K Sports College Hoops Classic	

FRIDAY, NOVEMBER 11

TBA at Wake Forest in 2K Sports Classic	TBA
---	-----

SATURDAY, NOVEMBER 12

Bowling Green at Virginia Tech	1:00
NABC Classic	

SUNDAY, NOVEMBER 13

Western Carolina at Virginia Tech	3:00
NABC Classic	
Miami vs. Texas-Arlington	5:00
BCA Classic, Seattle, Wash.	

MONDAY, NOVEMBER 14

Boston University at Duke	ESPN2	7:30
Pre-Season NIT		
Miami in BCA Classic	TBA	
Seattle, Washington		

TUESDAY, NOVEMBER 15

Miami in BCA Classic, Seattle	FS-NW	TBA
-------------------------------	-------	-----

WEDNESDAY, NOVEMBER 16

TBA at Duke in Pre-Season NIT	ESPN	7:30
-------------------------------	------	------

THURSDAY, NOVEMBER 17

Wake Forest in 2K Sports Classic	ESPN2	TBA
Madison Square Garden, New York, N.Y.		

FRIDAY, NOVEMBER 18

Wake Forest in 2K Sports Classic	ESPN2	TBA
Madison Square Garden, New York, N.Y.		
Mt. St. Mary's at Virginia Tech	CSN/NESN	6:00
UNCA at Georgia Tech		7:00
Stetson at NC State		7:00
Hispanic College Fund, Raleigh, N.C.		

Liberty at Virginia		7:00
Dartmouth at Boston College		7:00
Bethune-Cookman at Clemson		7:30
Fairleigh-Dickinson at Maryland	CSN/NESN	8:00

SATURDAY, NOVEMBER 19

Davidson at Duke	ESPN2	5:00
The Citadel at NC State		6:00
Hispanic College Fund, Raleigh, N.C.		
Florida State at Jacksonville	FS-FL	7:00
Gardner-Webb at North Carolina		7:00
Morgan State at Miami		7:30

SUNDAY, NOVEMBER 20

Delaware at NC State		2:00
Hispanic College Fund, Raleigh, N.C.		
Boston College in Vegas Invitational		2:00
Chestnut Hill, Mass.		

MONDAY, NOVEMBER 21

Maryland vs. Gonzaga	ESPN2	5:00
Maui Tournament, Maui, Hawaii		
Alcorn State at Florida State		7:00
Elon at Georgia Tech		7:00
Marshall at Virginia Tech		7:00
UNC-Asheville at Wake Forest		7:00
Coppin State at Clemson		8:00

KEY

CSN - Comcast Sports Net, CSS - College Sports South, ESPN-C - ESPN Classic, FSN-FL - Fox Sports Florida, FS-NW - Fox Sports Northwest, FSN - Fox Sports Net & Affiliates, FSNS - Fox Sports Net South, NESN - New England Sports Network, RSN - Regional Sports Network • *denotes RJ-split • All Times Eastern

TUESDAY, NOVEMBER 22

Boston College in Vegas Invitational		7:00
Chestnut Hill, Mass.		
North Carolina A&T at Miami		7:30
Virginia at Richmond		7:30
Cleveland State at North Carolina	ESPNU	9:00
Maryland in Maui Tournament	ESPN	TBA

WEDNESDAY, NOVEMBER 23

Duke in Pre-Season NIT	ESPN2	TBA
South Carolina State at Clemson		7:30
VMI at NC State		7:30
Maryland in Maui Tournament	ESPN	TBA

FRIDAY, NOVEMBER 25

Duke in Pre-Season NIT	ESPN2	TBA
Illinois-Chicago at Georgia Tech	FSNS	6:30
Morgan State at Virginia Tech		7:00
Appalachian State at Wake Forest		7:00
Florida State at Florida	FS-FL	7:30
UC-Santa Barbara at North Carolina	FSNS	8:30
Boston College in Vegas Invitational		TBA
Las Vegas, Nev.		

SATURDAY, NOVEMBER 26

Clemson vs. Charleston Southern		7:00
Charleston (S.C.) Coliseum		
NC State vs. Notre Dame	FSN	7:00
Wooden Tradition, Indianapolis, Ind.		
Boston College in Vegas Invitational		TBA
Las Vegas, Nev.		

SUNDAY, NOVEMBER 27

Miami at Temple	FS-FL/NESN	1:00
Nicholls State at Maryland	CSN	2:00
Virginia at Arizona	FSN	7:00

ACC-BIG TEN CHALLENGE

Monday, November 28		
Virginia Tech at Ohio State	ESPN2	7:30

TUESDAY, NOVEMBER 29

Wisconsin at Wake Forest	ESPN	7:00
Purdue at Florida State	ESPN2	7:30
Clemson at Penn State	ESPNU	8:00
Illinois at North Carolina	ESPN	9:00
Miami at Michigan	ESPN2	9:30

WEDNESDAY, NOVEMBER 30

Georgia Tech at Michigan State	ESPN	7:00
Minnesota at Maryland	ESPN2	7:30
Northwestern at Virginia	ESPNU	8:00
Duke at Indiana	ESPN	9:00
NC State at Iowa	ESPN2	9:30

FRIDAY, DECEMBER 2

LA-Monroe at Florida State	FS-FL/NESN	8:00
----------------------------	------------	------

SATURDAY, DECEMBER 3

North Carolina at Kentucky	CBS	12:00
Elon vs. Wake Forest		2:00
Greensboro (N.C.) Coliseum		
South Carolina at Clemson	FSNS/NESN	4:00
Sacred Heart at Boston College		7:00
Birmingham-Southern at Miami		7:30

SUNDAY, DECEMBER 4

Virginia at Georgia Tech	FSN	5:30
Virginia Tech at Duke	FSN	8:00

MONDAY, DECEMBER 5

George Washington vs. Maryland	RSN	9:00
BB&T Classic, MCI Center, Washington, D.C.		

TUESDAY, DECEMBER 6

Wofford at Clemson		7:30
Michigan State vs. Boston College	ESPN	9:30
Jimmy V Classic, Madison Square Garden		

WEDNESDAY, DECEMBER 7

Pennsylvania at Duke	ESPN2	7:00
Texas Southern at Florida State		7:00
Georgia Tech at Georgia	FSNS	7:00
North Carolina A&T at Virginia Tech		7:00
Fordham at Virginia		7:00
Western Carolina at Maryland		8:00
St. Louis at North Carolina	ESPN2	9:00

FRIDAY, DECEMBER 9

East Tennessee State at Clemson		7:00
---------------------------------	--	------

SATURDAY, DECEMBER 10

Texas vs. Duke	CBS	1:30
The Meadowlands, E. Rutherford, N.J.		
Appalachian State at NC State(Reynolds Coliseum)		2:00
Tennessee State at Georgia Tech		3:00
St. John's at Virginia Tech	FSN	4:00
Wofford at Miami	FS-FL	7:30

SUNDAY, DECEMBER 11

Boston College at Maryland	FSN	8:00
----------------------------	-----	------

TUESDAY, DECEMBER 13

DePaul at Wake Forest	ESPN	9:00
-----------------------	------	------

WEDNESDAY, DECEMBER 14

UNC-Asheville at NC State		7:00
---------------------------	--	------

SATURDAY, DECEMBER 17

Princeton at Wake Forest	ESPN2	4:00
Florida State vs. Bowling Green	CSS	6:30
Coors Classic, Mobile, Ala.		
Santa Clara at North Carolina	FSNS/CSN	8:00
Virginia at Gonzaga	FS-NW/CSN	10:30

SUNDAY, DECEMBER 18

Virginia Tech vs. Stanford	ESPN	am12:30
Las Vegas (Nev.) Shootout		
Texas Southern at Boston College	FSN	3:30
Miami at NC State	FSN	5:30
Valparaiso at Duke	FSN	8:00

MONDAY, DECEMBER 19

Clemson vs. University of Puerto Rico		am10:00
San Juan (P.R.) Shootout		

TUESDAY, DECEMBER 20

Stetson at Florida State	FS-FL	7:00
Clemson in San Juan Shootout		TBA
San Juan (P.R.) Shootout		

WEDNESDAY, DECEMBER 21

St. John's at Duke	ESPN2	6:00
North Carolina at Southern California	FSN	10:30
Clemson in San Juan Shootout		TBA

THURSDAY, DECEMBER 22

Campbell at Florida State		7:00
Jacksonville at Georgia Tech		7:00
Wake Forest at Richmond	FSNS	7:00
Florida at Miami	FS-FL	7:00
Harvard at Boston College		7:00
NC State at Alabama	FSNS	9:00

FRIDAY, DECEMBER 23

Loyola-Baltimore at Virginia		7:00
American at Maryland	CSN	8:00

TUESDAY, DECEMBER 27

William & Mary at Virginia Tech	7:00
Boston College at Duquesne	7:05
Stetson at Miami	FS-FL 7:30

WEDNESDAY, DECEMBER 28

Clemson at Georgia	FSNS 7:00
New Hampshire at NC State	7:00
UMBC vs. Virginia (Siegel Center, Richmond, Va.)	7:00
Delaware State at Maryland	*RJ 8:00
UNC-Asheville at North Carolina	*RJ 8:00
Georgia Tech at Air Force	FSNS 9:00

FRIDAY, DECEMBER 30

Virginia Tech at Old Dominion	CSN 7:00
Charleston Southern at Wake Forest	7:00
Elon at Clemson	7:30

SATURDAY, DECEMBER 31

G. Washington at NC State	FSNS/CSN/NESN 12:00
Boston College at Rhode Island	Cox3 1:00
UNC-Greensboro vs. Duke (Greensboro)	RJ 1:00
Florida State vs. Nebraska	FS-FL/NESN 1:30
Orange Bowl Doubleheader, Sunrise, Fla.	
VMI at Maryland	CSN 2:00
Hartford at Virginia	2:00
Louisville vs. Miami	FSN/NESN 4:00
Orange Bowl Doubleheader, Sunrise, Fla.	
Bethune-Cookman at Georgia Tech	5:00

MONDAY, JANUARY 2

Virginia Tech at James Madison	CSN/FS-FL 4:00
Bucknell at Duke	ESPN 4:30
Sacred Heart at Miami	7:30
Virginia at Western Kentucky	CSN 8:00

TUESDAY, JANUARY 3

Vanderbilt at Georgia Tech	FSNS/CSN 5:00
Davidson at North Carolina	FSNS/FS-FL 7:00
UNC-Greensboro at NC State	7:00
Massachusetts at Boston College	NESN 7:00
East Carolina at Wake Forest	FSNS/FS-FL/NESN 9:00

WEDNESDAY, JANUARY 4

Florida State at Clemson	7:30
Texas A&M Corpus at Maryland	8:00

SATURDAY, JANUARY 7

Maryland at Miami	*RJ 12:00
Clemson at Virginia	*RJ 12:00
NC State at North Carolina	ESPN2 3:00
Virginia Tech at Florida State	7:00

SUNDAY, JANUARY 8

Boston College at Georgia Tech	FSN 5:30
Duke at Wake Forest	FSN 8:00

TUESDAY, JANUARY 10

North Carolina at Virginia Tech	ESPN2 7:30
Georgia Tech at Centenary	8:00
NC State at Boston College	RJ 9:00

WEDNESDAY, JANUARY 11

Florida State at Virginia	7:00
Wake Forest at Clemson	ESPNU 7:00
Maryland at Duke	ESPN 9:00

SATURDAY, JANUARY 14

Georgia Tech at NC State	RJ 12:00
Miami at North Carolina	ESPN2 12:00
Duke at Clemson	ESPN 2:00
Florida State at Boston College	2:00

SUNDAY, JANUARY 15

Virginia at Virginia Tech	RJ 4:00
Wake Forest at Maryland	FSN 7:30

TUESDAY, JANUARY 17

Boston College at Holy Cross	NESN 7:00
------------------------------	-----------

WEDNESDAY, JANUARY 18

NC State at Duke	ESPN 7:00
Clemson at Miami	7:30
Georgia Tech at Wake Forest	RJ 9:00

THURSDAY, JANUARY 19

North Carolina at Virginia	ESPN 7:00
----------------------------	-----------

SATURDAY, JANUARY 21

Clemson at Georgia Tech	RSN 12:00
Duke at Georgetown (MCI Center)	CBS 1:30
Wake Forest at NC State	RJ 4:00
Virginia Tech at Maryland	*RJ 8:00
Boston College at Miami	*RJ 8:00

SUNDAY, JANUARY 22

North Carolina at Florida State	FSN 6:30
---------------------------------	----------

TUESDAY, JANUARY 24

Florida St. at Wake Forest	FSNS/FS-FL/CSN 7:00
Miami at Virginia	ESPNU 9:00

WEDNESDAY, JANUARY 25

Maryland at Georgia Tech	ESPN 7:00
Seton Hall at NC State	ESPN-TBA 7:00
Boston College at North Carolina	RJ 9:00

THURSDAY, JANUARY 26

Duke at Virginia Tech	ESPN 7:00
-----------------------	-----------

SATURDAY, JANUARY 28

Arizona at North Carolina	CBS 1:00
Maryland at Temple	ESPN2 2:00
Virginia Tech at Wake Forest	RJ 3:00
Virginia at Duke	ESPN 7:00

SUNDAY, JANUARY 29

NC State at Clemson	RJ 1:30
Miami at Florida State	RJ 4:00
Georgia Tech at Boston College	FSN 5:30

TUESDAY, JANUARY 31

Georgia Tech at Virginia Tech	RSN 7:00
Wake Forest at Miami	RSN 9:00

WEDNESDAY, FEBRUARY 1

Clemson at Florida State	7:00
Virginia at NC State	RSN 7:00
Duke at Boston College	ESPN 9:00

THURSDAY, FEBRUARY 2

North Carolina at Maryland	ESPN 7:00
----------------------------	-----------

SATURDAY, FEBRUARY 4

Florida State at Duke	FSNS/FS-FL/CSN 12:00
Miami at Georgia Tech	*RJ 1:30
Wake Forest at Virginia	*RJ 1:30
Clemson at North Carolina	RJ 4:00
Boston College at Virginia Tech	7:00

SUNDAY, FEBRUARY 5

Maryland at NC State	FSN 2:00
----------------------	----------

TUESDAY, FEBRUARY 7

Virginia at Maryland	RSN 7:00
Duke at North Carolina	RJ/ESPN 9:00

WEDNESDAY, FEBRUARY 8

NC State at Miami	ESPNU 7:00
Boston College at Wake Forest	ESPN2 7:30
Virginia Tech at Clemson	7:30

THURSDAY, FEBRUARY 9

Georgia Tech at Florida State	ESPNU 7:00
-------------------------------	------------

SATURDAY, FEBRUARY 11

Duke at Maryland	CBS 1:00
Charlotte at Wake Forest	ABC 3:30
Clemson at Boston College	*RJ 8:00
Virginia Tech at Virginia	*RJ 8:00

SUNDAY, FEBRUARY 12

NC State at Georgia Tech	RJ 1:00
Massachusetts at Florida State	FSN 5:30
North Carolina at Miami	FSN 8:00

MONDAY, FEBRUARY 13

Stony Brook at Boston College	7:00
-------------------------------	------

TUESDAY, FEBRUARY 14

Maryland at Clemson	*RJ 8:00
Wake Forest at Duke	*RJ 8:00

WEDNESDAY, FEBRUARY 15

Georgia Tech at North Carolina	ESPN 7:00
Longwood at Virginia	7:00
Florida State at NC State	ESPNU 7:00

THURSDAY, FEBRUARY 16

Miami at Boston College	RSN 7:00
-------------------------	----------

SATURDAY, FEBRUARY 18

NC State at Virginia Tech	ABC 1:00
Virginia at Florida State	*RJ 4:00
Georgia Tech at Maryland	*RJ 4:00

SUNDAY, FEBRUARY 19

North Carolina at Wake Forest	ABC 1:30
Miami at Duke	FSN 5:30

TUESDAY, FEBRUARY 21

Boston College at Virginia	RSN 7:00
----------------------------	----------

WEDNESDAY, FEBRUARY 22

Duke at Georgia Tech	ESPN 7:00
Clemson at Wake Forest	7:00
Virginia Tech at Miami	ESPNU 7:00
Maryland at Florida State	*RJ 9:00
North Carolina at NC State	*RJ 9:00

SATURDAY, FEBRUARY 25

Wake Forest at Georgia Tech	ABC 1:00
Virginia at Clemson	2:00
Duke at Temple	ESPN 2:30
Boston College at NC State	CBS 3:45
Florida State at Virginia Tech	ESPNU 7:00

SUNDAY, FEBRUARY 26

Maryland at North Carolina	FSN 5:30
----------------------------	----------

TUESDAY, FEBRUARY 28

Wake Forest at Boston College	RSN 7:00
-------------------------------	----------

WEDNESDAY, MARCH 1

Duke at Florida State	ESPN 7:00
Clemson at Virginia Tech	7:00
Miami at Maryland	RJ 9:00
Virginia at North Carolina	RJ 9:00

SATURDAY, MARCH 4

Virginia Tech at Boston College	RJ 12:00
Georgia Tech at Clemson	RJ 2:00
NC State at Wake Forest	CBS 4:00
North Carolina at Duke	ESPN 9:00

SUNDAY, MARCH 5

Florida State at Miami	RJ 1:00
Maryland at Virginia	FSN 3:30



20
06

MARYLAND

27
SPORTS

1
TEAM

FEAR THE TURTLE!

EA SPORTS MAUI INVITATIONAL POTENTIAL OPPONENTS

ARIZONA WILDCATS

GENERAL INFORMATION

Location: Tucson, Ariz.
Enrollment: 37,000
Colors: Cardinal and Navy
Conference: Pacific-10
Nickname: Wildcats
President: Dr. Peter Likins
Athletics Director: Jim Livengood

COACHING STAFF

Head Coach: Lute Olson (Augsburg, '56)
Career Record/Yrs: 741-256/32
Record at Arizona/Yrs: 549-164/22
Assistant Coaches: Jim Rosborough, Josh Pastner, Miles Simon

2004-05

Overall Record: 30-7
Conference Record/Finish: 15-3 / 1st (Pac-10)
Final Rankings: No. 8 in AP; No. 6 in ESPN/USA Today poll
Postseason: 3-1, Lost to Illinois, 90-89 (ot), in Chicago Regional final

MEDIA SERVICES

Basketball SID: Richard Paige
Office Phone: 520-621-4163
E-Mail: rpaige@email.arizona.edu
Office Fax: 520-621-2681
Website: www.arizonaathletics.com

SERIES INFORMATION

Series Record: Arizona leads, 3-0
Last Meeting: Arizona won 71-67 in Coaches vs. Cancer Classic on 11/8/01 (New York)

ARKANSAS RAZORBACKS

GENERAL INFORMATION

Location: Fayetteville, Ark.
Enrollment: 17,821
Colors: Cardinal and White
Conference: Southeastern
Nickname: Razorbacks
Chancellor: Dr. John A. White
Athletics Director: Frank Broyles

COACHING STAFF

Head Coach: Stan Heath (Eastern Michigan '88)
Career Record/Yrs: 69-53/4
Record at Arkansas/Yrs: 39-47/3
Assistant Coaches: Ronny Thompson, Dan Hipsher, Oronde Taliaferro, Darren Sorenson

2004-05

Overall Record: 18-10
Conference Record/Finish: 6-10 / 4th (SEC West)
Final Rankings: None
Postseason: None

MEDIA SERVICES

Basketball SID: Robby Edwards
Office Phone: 479-575-2751
E-Mail: robbye@uark.edu
Office Fax: 479-575-7481
Website: www.hogwired.com

SERIES INFORMATION

Series Record: Series tied, 1-1
Last Meeting: Arkansas won, 73-68, on 12/10/88 (Fayetteville)

CHAMINADE

SILVERSWORDS

GENERAL INFORMATION

Location: Honolulu, Hawaii
Enrollment: 1,100
Colors: Royal Blue and White
Conference: Pacific West (NCAA Division II)
Nickname: Silverswords
President: Dr. Sue Wesselkamper
Athletics Director: Matt Mahar

COACHING STAFF

Head Coach: Matt Mahar (Johnson State '96)
Career Record/Yrs: First season
Record at Chaminade/Yrs: First season
Assistant Coaches: Maurice Maggolino, Darrell Matsui, Corey O'Dell

2004-05

Overall Record: 16-11
Conference Record/Finish: 8-7 / 4th (Pac West)
Final Rankings: None
Postseason: None

MEDIA SERVICES

Basketball SID: Maurice Maggolino
Office Phone: 808-735-4748
E-Mail: mmaggio@chaminade.edu
Office Fax: 808-739-4695
Website: www.goswords.com

SERIES INFORMATION

Series Record: Maryland leads, 1-0
Last Meeting: Maryland won, 95-67, on 11/21/94 at Maui Invitational

CONNECTICUT HUSKIES

GENERAL INFORMATION

Location: Storrs, Conn.
Enrollment: 27,579
Colors: National Flag Blue and White
Conference: Big East
Nickname: Huskies
President: Dr. Philip E. Austin
Athletics Director: Jeffrey Hathaway

COACHING STAFF

Head Coach: Jim Calhoun (American International '68)
Career Record/Yrs: 703-310/33
Record at Connecticut/Yrs: 455-173/19
Assistant Coaches: Tom Moore, George Blaney, Andre LaFleur

2004-05

Overall Record: 23-8
Conference Record/Finish: 13-3 / T1st (Big East)
Final Rankings: No. 13 in AP; No. 17 in ESPN/USA Today poll
Postseason: 1-1, Lost to NC State, 65-62, in NCAA Second Round

MEDIA SERVICES

Basketball SID: Kyle Muncy
Office Phone: 860-486-3531
E-Mail: kyle.muncy@uconn.edu
Office Fax: 860-486-5085
Website: www.uconnhuskies.com

SERIES INFORMATION

Series Record: Connecticut leads, 3-2
Last Meeting: Maryland won, 90-82, on 3/24/02 at the NCAA East Regional (Syracuse, N.Y.)

KANSAS JAYHAWKS

GENERAL INFORMATION

Location: Lawrence, Kan.
Enrollment: 28,849
Colors: Crimson and Blue
Conference: Big 12
Nickname: Jayhawks
Chancellor: Dr. Robert Hemenway
Athletics Director: Lew Perkins

COACHING STAFF

Head Coach: Bill Self (Oklahoma State '85)
Career Record/Yrs: 254-121/12
Record at Kansas/Yrs: 47-16/2
Assistant Coaches: Tim Jankovich, Joe Dooley, Kurtis Townsend

2004-05

Overall Record: 23-7
Conference Record/Finish: 12-4 / T1st (Big 12)
Final Rankings: No. 12 in AP; No. 15 in ESPN/USA Today poll
Postseason: 0-1, Lost 64-63 to Bucknell in NCAA First Round

MEDIA SERVICES

Basketball SID: Chris Theisen
Office Phone: 785-864-3417
E-Mail: theisen@ku.edu
Office Fax: 785-864-7944
Website: www.kuathletics.com

SERIES INFORMATION

Series Record: Kansas leads, 3-2
Last Meeting: Maryland won, 97-88, on 3/30/02 in NCAA Semifinal (Atlanta)

MICHIGAN STATE

SPARTANS

GENERAL INFORMATION

Location: East Lansing, Mich.
Enrollment: 43,836
Colors: Green and White
Conference: Big Ten
Nickname: Spartans
President: Dr. LouAnna K. Simon
Athletics Director: Ron Mason

COACHING STAFF

Head Coach: Tom Izzo (Northern Michigan '77)
Career Record/Yrs: 233-97/10
Record at Michigan State/Yrs: 233-97/10
Assistant Coaches: Jim Boylen, Mark Montgomery, Dwayne Stephens

2004-2005

Overall Record: 26-7
Conference Record: 13-3 / 2nd
Final Rankings: No. 13 in AP; No. 4 in ESPN/USA Today poll
Postseason: 4-1, Lost to North Carolina, 87-71, in NCAA Semifinal

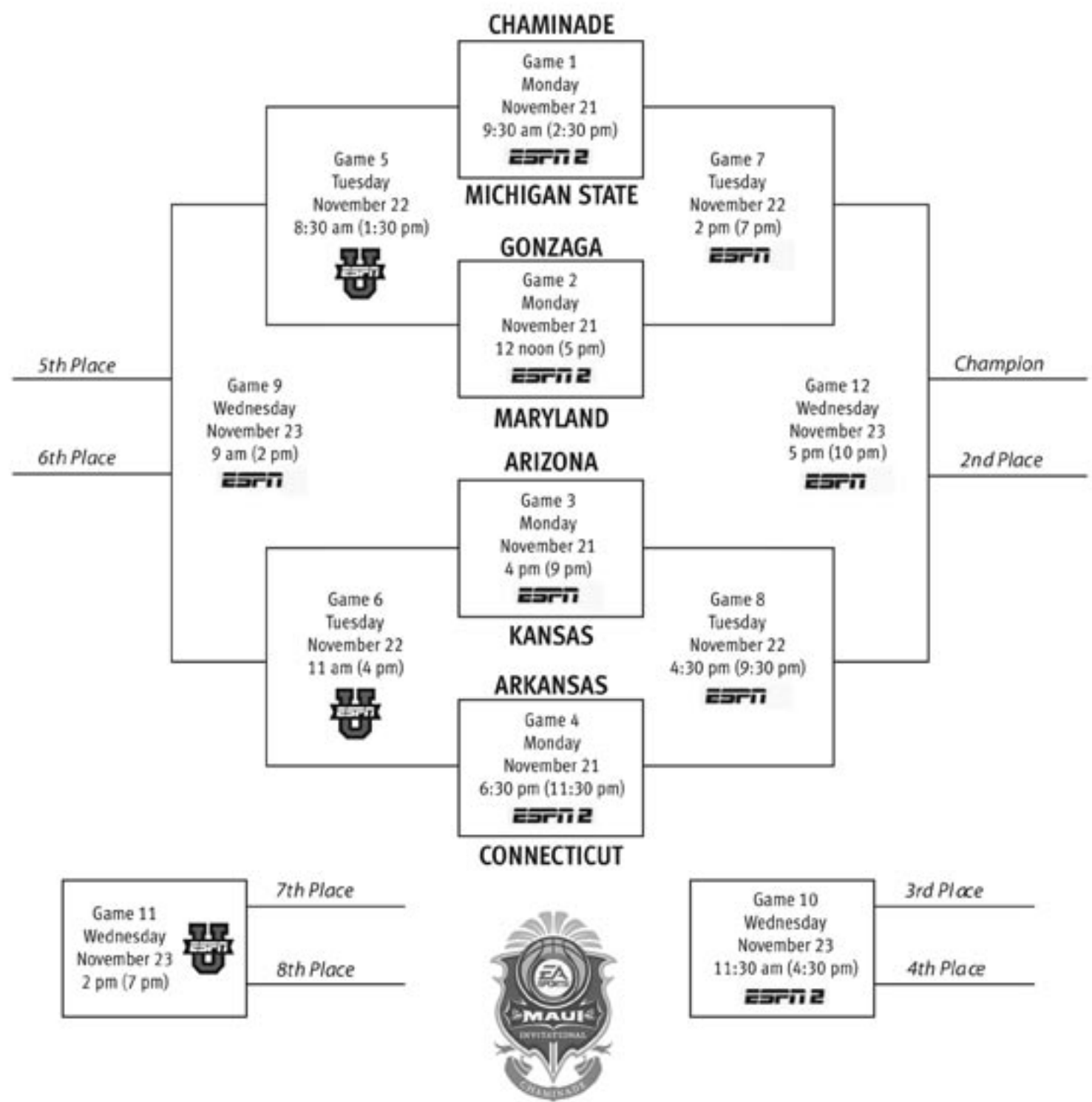
MEDIA SERVICES

Basketball SID: Becky Olsen
Office Phone: 517-355-2271
E-Mail: beckyo@ath.msu.edu
Office Fax: 517-353-9636
Website: www.msuspartans.com

SERIES INFORMATION

Series Record: Michigan State leads, 2-0
Last Meeting: Michigan State won, 60-58, on 3/28/03 in NCAA Tournament (San Antonio, Texas)

22nd Annual
EA SPORTS™
MAUI INVITATIONAL
HOSTED BY CHAMINADE UNIVERSITY
November 21, 22 and 23, 2005 • Lahaina Civic Center, Maui, HI



All games Hawaiian time (Eastern time in parentheses).
Game times subject to change. Home team in bottom half of bracket. Chaminade is always the home team.



20
06

MARYLAND

27
SPORTS

1
TEAM



AMERICAN EAGLES



Jeff Jones



DEC. 23, 2005
COLLEGE PARK, MD.



Andre Ingram

GENERAL INFORMATION

Location: Washington, D.C.
 Enrollment: 5,500
 Founded: 1893
 Colors: AU Red and Blue
 Conference: Patriot League
 Nickname: Eagles
 Home Arena: Bender Arena (45,000)
 President: Dr. Benjamin Ladner
 Athletics Director: Joni Comstock

COACHING STAFF

Head Coach: Jeff Jones (Virginia '82)
 Career Record/Yrs: 75-71/5
 Best Time to Reach: Contact Media Relations Office
 Office Phone: 202-885-3010
 Assistant Coaches: Kelvin Jefferson (Southern Connecticut St. '95), Kieran Donohue (Virginia '97), Greg Lyons (Virginia '01)

2004-2005

Overall Record: 16-12
 Conference Record: 8-6 / 3rd (Patriot)
 Final Ranking: None
 Postseason: None

MEDIA SERVICES

Basketball SID: Shaun May
 Office Phone: 202-885-3079
 Cell: 484-433-0074
 E-Mail: smay@american.edu
 Office Fax: 202-885-3033
 Press Row Phone: 202-885-8232
 Website: www.aueagles.com

2005-2006 ROSTER

No.	Player	Pos.	Ht.	Wt.	Yr.	Hometown	PPG	RPG	APG
0	Lewis, Sekou	F	6-5	JR	Cleveland, Ohio	2.4	2.7	0.9	
3	Derrick Mercer	G	5-9	FR	Jersey City, N.J.	-	-	-	
4	Billbe, Brayden	C	6-10	JR	Mercer Island, Wa.	2.5	2.7	0.3	
5	Garrison Carr	G	5-11	FR	Bellevue, Wash.	-	-	-	
11	Weinstein, Craig	G	5-11	SR	Tarzana, Calif.	0.4	0.4	0.5	
13	Joneliunas, Paulius	C	6-11	JR	Vilnius, Lithuania	-	-	-	
14	Brian Gilmore	F	6-8	FR	Chesapeake, Va.	-	-	-	
15	Gary Garris	F	6-5	FR	Ledgewood, N.J.	-	-	-	
20	Ingram, Andre	G	6-3	JR	Richmond, Va.	15.3	4.3	2.1	
21	Eitutavicius, Arvydas	G	6-2	JR	Klaipeda, Lithuania	1.4	0.4	0.1	
25	Penny, Romone	G	5-11	SO	Minneapolis, Minn.	-	-	-	
32	Guibunda, Cornelio	F	6-9	SO	Maputo, Mozambique	-	-	-	
34	Lay, Travis	F	6-5	SO	Rockville, Md.	0.6	0.6	0.0	
43	Lekavicius, Linas	G	5-11	JR	Silale, Lithuania	6.7	3.9	3.9	
44	Jordan Nichols	F	6-5	FR	Glen Dale, Md.	-	-	-	

SERIES INFORMATION

Series Record: Maryland leads, 12-1
 Last Meeting: Maryland won, 82-61, on 12/23/04 (College Park)

2005-2006 SCHEDULE

N19	at Washington
N22	at Wagner
N26	at La Salle
N30	at Loyola (Md.)
D3	at Ohio
D5	George Mason
D7	Mount St. Mary's
D10	Towson
D12	Howard
D23	at Maryland
D29	at Vermont
J2	at St. Francis, PA
J7	Lehigh
J9	Yale
J11	Bucknell
J14	at Colgate
J18	Army
J21	at Holy Cross
J25	at Navy
J28	Lafayette
F4	at Lehigh
F8	at Bucknell
F12	Colgate
F15	at Army
F18	Holy Cross
F23	Navy
F25	at Lafayette

BOSTON COLLEGE EAGLES



Al Skinner



DEC. 11, 2005
COLLEGE PARK, MD.



Craig Smith

GENERAL INFORMATION

Location: Chestnut Hill, Mass.
 Enrollment: 15,700
 Founded: 1863
 Colors: Maroon and Gold
 Conference: Atlantic Coast
 Nickname: Eagles
 Home Arena: Conte Forum (8,606)
 President: William P. Leahy, S.J.
 Athletics Director: Gene DeFilippo

COACHING STAFF

Head Coach: Al Skinner (Massachusetts '74)
 Career Record/Yrs: 122-95/7 at BC, 260-221/16
 Best Time to Reach: Contact SID
 Office Phone: 617-552-3006
 Assistant Coaches: Bill Coen (Hamilton '83), Ed Cooley (Stonehill '94), Pat Duquette (Williams '93)

2004-2005

Overall Record: 25-5
 Conference Record: 13-3 / T1st (Big East)
 Final Ranking: 7th in AP; 19th in USA Today/ESPN
 Postseason: 1-1, Lost to Wis.-Milwaukee, 83-75, in NCAA Second Round

MEDIA SERVICES

Basketball SID: Dick Kelley
 Office Phone: 617-552-3004
 Home: 617-244-7087
 E-Mail: kelleyrj@bc.edu
 Office Fax: 617-552-4903
 Press Row Phone: 617-552-8989
 Website: www.bceagles.com

SERIES INFORMATION

Series Record: Maryland leads, 3-1
 Last Meeting: BC won 100-85 in ACC/Big East Challenge, Richmond, Va., on 12/3/90

2005-2006 ROSTER

No.	Player	Pos.	Ht.	Wt.	Yr.	Hometown	PPG	RPG	APG
00	Marquez Haynes	G	6-3	185	FR	Irving, Texas	-	-	-
1	Craig Smith	F	6-7	250	SR	Los Angeles, Calif.	18.0	8.5	1.7
3	Jared Dudley	F	6-7	225	JR	San Diego, Calif.	16.5	7.5	3.2
4	Tyrese Rice	G	6-0	183	FR	Chesterfield, Va.	-	-	-
5	Akida McLain	F	6-8	220	SO	Pittsburgh, Penn.	3.9	2.6	0.1
11	Louis Hinnant	G	6-4	190	SR	Oxon Hill, Md.	5.3	2.3	4.8
21	Tyler Neville	G	6-3	200	SR	Ridgewood, N.J.	0.2	0.3	0.2
23	Sean Marshall	G/F	6-6	212	JR	Rialto, Calif.	-	-	-
25	Ten Dunlap	G	6-3	195	SR	Dallas, Texas	0.0	0.3	0.2
32	John Oates	F	6-10	255	SO	Harriman, N.Y.	0.8	1.2	0.0
33	Evan Neisler	F	6-7	205	FR	Raleigh, N.C.	-	-	-
44	Tyrelle Blair	C	6-11	230	JR	Monticello, Fla.	-	-	-
51	Sean Williams	F	6-10	230	SO	Houston, Texas	4.1	3.5	0.6

CLEMSON TIGERS



Oliver Purnell



FEB. 14, 2006
CLEMSON, S.C.



Shawan Robinson

GENERAL INFORMATION

Location: Clemson, S.C.
Enrollment: 15,873
Founded: 1889
Colors: Orange and Purple
Conference: Atlantic Coast
Nickname: Tigers
Home Arena: Littlejohn Coliseum (10,000)
President: James F. Barker
Athletics Director: Terry Don Phillips

COACHING STAFF

Head Coach: Oliver Purnell (Old Dominion '75)
Career Record/Yrs: 266-209/16
Best Time to Reach: Contact SID
Office Phone: 864-656-1954
Assistant Coaches: Ron Bradley, Frank Smith, Kevin Nickelberry

2004-2005

Overall Record: 16-15
Conference Record/Finish: 5-11, 9th (ACC)
Final Rankings: None
Postseason: 0-1, Lost at Texas A&M, 82-74, in NIT First Round

MEDIA SERVICES

Basketball SID: Tim Bourret
Office Phone: 864-656-2114
Home: 864-888-3490
E-Mail: btimoth@clemson.edu
Office Fax: 864-656-0299
Press Row Phone: 864-654-3326
Website: www.clemsonigers.com

SERIES INFORMATION

Series Record: Maryland leads, 84-45
Last Meeting: Clemson won, 84-72, in ACC First Round, Washington, D.C., on 3/10/05

2005-2006 ROSTER

No.	Player	Pos	Ht.	Wt.	Yr	Hometown	PPG	RPG	APG
1	K.C. Rivers	G	6-5	180	FR	Charlotte, N.C.	-	-	-
3	Vernon Hamilton	G	6-0	192	JR	Richmond, Va.	6.8	2.6	2.9
4	Steve Allen	C	6-10	230	SR	Fl. Lauderdale, Fla.	1.0	1.1	0.1
12	Raymond Sykes	F	6-9	200	FR	Jacksonville, Fla.	6.8	3.7	0.9
20	Troy Mathis	G	6-0	200	RS FR	Raleigh, N.C.	-	-	-
22	Shawan Robinson	G	6-2	183	SR	Raleigh, N.C.	10.8	2.9	2.9
24	Matt Morris	F	6-5	200	SO	Georgetown, S.C.	0.6	0.2	0.1
25	Cliff Hammonds	G	6-3	175	SO	Cairo, Ga.	10.6	3.6	2.8
32	Sam Perry	F	6-5	190	SO	Piedmont, S.C.	4.0	2.7	1.0
33	Akin Akingbala	F	6-9	220	SR	Lagos, Nigeria	5.8	4.1	0.7
42	Julius Powell	F	6-7	190	FR	Newton, N.C.	-	-	-
44	James Mays	F	6-9	215	SO	Garner, N.C.	4.3	3.4	0.4

DELAWARE ST. HORNETS



Greg Jackson



DEC. 28, 2005
COLLEGE PARK, MD.



Jahsha Bluntt

GENERAL INFORMATION

Location: Dover, Del.
Enrollment: 3,200
Founded: 1890
Colors: Columbia Blue and Red
Conference: Mid-Eastern Athletic Conference
Nickname: Hornets
Home Arena: Memorial Hall
President: Dr. Allen Lee Sessoms
Athletics Director: Chuck Bell

COACHING STAFF

Head Coach: Greg Jackson (St. Paul's '80)
Career Record/Yrs: 239-146/14
Best Time to Reach: Contact SID
Office Phone: 302-857-7559
Assistant Coaches: Jarrell Wikerson, Keith Walker, Arthur Tyson

2004-2005

Overall Record: 19-14
Conference Record: 13-4 / T1st (MEAC)
Final Ranking: None
Postseason: 0-1, Lost to Duke, 57-46, in NCAA First Round

MEDIA SERVICES

Basketball SID: Dennis Jones
Office Phone: 302-857-6068
Home: 302-736-0873
E-Mail: djones@desu.edu
Office Fax: 302-857-6069
Press Row Phone:
Website: www.dsc.edu/athletics

SERIES INFORMATION

Series Record: Maryland leads, 3-0
Last Meeting: Maryland won, 77-53, on 11/24/01 (College Park)

2005-2006 SCHEDULE

N19	at UCLA
N20-26	at South Padre Island Invitational
D3	at Northwestern
D5	at Jacksonville State
D7	at Michigan
D17	at Bradley
D22	at Marquette
D28	at Maryland
D30	Buffalo
J4	Coppin State
J7	South Carolina State
J9	North Carolina A&T
J14	at Howard
J16	at Maryland - Eastern Shore
J21	at Hampton
J23	at Norfolk State
J28	Florida A&M
J30	Bethune-Cookman
F4	at South Carolina State
F6	at North Carolina A&T
F11	Howard
F13	Maryland - Eastern Shore
F18	Hampton
F20	Norfolk State
F25	at Florida A&M
F27	at Bethune-Cookman
M1	at Morgan State

2005-2006 ROSTER

No.	Player	Pos.	Ht.	Wt.	Yr.	Hometown	PPG	RPG	APG
0	Darrin Shine	G	5-10	170	JR	Augusta, Ga.	29.8	6.0	2.3
4	Phillip Brown	G	6-3	170	FR	Aberdeen Md.	5.7	1.7	0.7
5	Elyon Bush	G/F	6-5	175	JR	Frederick, Md.	30.8	11.4	4.8
13	Caheem Broadus	G	6-2	175	SR	Brooklyn, N.Y.	12.2	2.6	0.9
20	Alain Walker	G	5-9	200	SO	Augusta, Ga.	2.3	0.6	0.0
21	Marcus Johnson	F	6-7	240	JR	Mitchellville, Md.	-	-	-
22	Melvin Smith	G	6-1	175	FR	Burlington, N.J.	4.2	0.0	0.6
23	Tracey Worley	G	6-4	190	SO	Philadelphia, Pa.	13.5	5.5	1.3
32	Quincy Marshall	G	5-10	160	SO	Philadelphia, Pa.	3.7	0.4	0.1
33	Jahsha Bluntt	G	6-6	220	JR	Los Angeles, Calif.	32.2	13.6	4.0
34	Aaron Fleetwood	F	6-9	215	FR	Raleigh, N.C.	13.3	2.4	2.4
35	Joe Dickens	G/F	6-7	195	JR	Baltimore, Md.	3.5	0.3	0.8
42	Troy Roundtree	F	6-5	225	JR	Philadelphia, Pa.23.1	5.8	3.7	
44	Rocky Miji	G/F	6-5	190	SR	Washington, D.C.	1.1	0.1	0.5
55	Frisco Sandidge	F	6-6	210	FR	Lynchburg, Va.	-	-	-



20
06

MARYLAND

27
SPORTS

1
TEAM



DUKE BLUE DEVILS



Mike Krzyzewski



JAN. 11, 2006
DURHAM, N.C.

FEB. 11, 2006
COLLEGE PARK, MD.



J.J. Redick

GENERAL INFORMATION

Location: Durham, N.C.
Enrollment: 6,347
Founded: 1838
Colors: Royal Blue and White
Conference: Atlantic Coast
Nickname: Blue Devils
Home Arena: Cameron Indoor Stadium
President: Dr. Richard H. Brodhead
Athletics Director: Joe Alleva

COACHING STAFF

Head Coach: Mike Krzyzewski (Duke '69)
Career Record/Yrs: 648-187/25
Best Time to Reach: Contact SID
Office Phone: 919-613-7500
Assistant Coaches: Johnny Dawkins (Duke '86),
Steve Wojciechowski (Duke '98), Chris Collins
(Duke '96)

2004-2005

Overall Record: 27-6
Conference Record/Finish: 11-5 / 3rd (ACC)
Final Rankings: 5th in AP; 7th in USA Today/ESPN
poll
Postseason: 2-1, Lost to Michigan State, 78-68, in
NCAA Regional Semifinal

MEDIA SERVICES

Basketball SID: Jon Jackson
Office Phone: 919-684-2633
Home: 919-450-0887
E-Mail: sid@duaa.duke.edu
Office Fax: 919-684-2489
Press Row Phone: 919-684-6186
Website: www.GoDuke.com

SERIES INFORMATION

Series Record: Duke leads, 99-58
Last Meeting: Maryland won, 99-92 (ot), on 2/12/05
(College Park)

2005-2006 ROSTER

No.	Player	Pos.	Ht.	Wt.	Yr.	Hometown	PPG	RPG	APG
2	Josh McRoberts	F	6-10	230	FR	Carmel, Ind.	-	-	-
3	Greg Paulus	G	6-1	185	FR	Syracuse, N.Y.	-	-	-
4	J.J. Redick	G	6-4	190	SR	Roanoke, Vir.	21.8	3.3	2.6
5	Martynas Pocius	G	6-4	185	FR	Vilnius, Lithuania	15.3	3.2	4.0
12	Jordan Davidson	G	6-1	180	FR	Melbourne, Ark.	-	-	-
13	Lee Melchionni	F	6-6	205	SR	Lancaster, Penn.	7.7	3.4	0.9
14	David McClure	F	6-6	205	SO	Ridgefield, Conn.	1.7	1.4	0.4
15	Sean Dockery	G	6-2	185	SR	Chicago, Ill.	6.2	2.8	2.3
21	DeMarcus Nelson	G	6-3	195	SO	Elk Grove, Calif.	6.2	4.5	0.8
23	Shelden Williams	F	6-9	250	SR	Forest Park, Okla.	15.5	11.2	0.9
30	Joe Pagliuca	G	6-2	185	JR	Weston, Mass.	-	-	-
34	Jamal Boykin	F	6-7	230	FR	Los Angeles, Calif.	-	-	-
40	Ross Perkins	G	6-4	200	SR	Greensboro, N.C.	0.0	0.2	0.0
41	Patrick Davidson	G	6-0	190	JR	Melbourne, Ark.	0.2	0.2	0.1
45	Eric Boateng	C	6-10	255	FR	London, England	-	-	-
51	Patrick Johnson	F/C	6-9	250	SR	Atlanta, Ga.	0.4	1.1	0.2

FAIRLEIGH DICKINSON KNIGHTS



Tom Green



NOV. 18, 2005
COLLEGE PARK, MD.



Gordon Klaiber

GENERAL INFORMATION

Location: Teaneck, N.J.
Enrollment: 5,080
Founded: 1942
Colors: Burgundy and Blue
Conference: Northeast
Nickname: Knights
Home Arena: George and Phyllis Rothman Center
(5,000)
President: Dr. J. Michael Adams
Athletics Director: David Langford

COACHING STAFF

Head Coach: Tom Green (Syracuse '71)
Career Record/Yrs: 338-267/21
Best Time to Reach: Early Afternoon
Office Phone: 201-692-9063
Assistant Coaches: Ron Brown (John Jay '76),
Damari Riddick (Fairleigh Dickinson '88), Jared
Stephans (Fairleigh Dickinson '00)

2004-2005

Overall Record: 20-13
Conference Record: 13-5 / 1st (Northeast)
Final Rankings: None
Postseason: 0-1, Lost to Illinois, 67-55, in NCAA
First Round

MEDIA SERVICES

Basketball SID: Drew Brown
Office Phone: (201) 692-2204
Home: 201-274-5332
E-Mail: dmbrown@fdi.edu
Office Fax: (201) 692-9361
Press Row Phone: 201-692-9552
Website: www.fduknight.com

2005-2006 ROSTER

No.	Player	Pos.	Ht.	Wt.	Yr.	Hometown	PPG	RPG	APG
00	Andre Harris	F	6-7	228	SO	Detroit, Mich.	7.0	3.8	0.5
1	Chad Timberlake	G	6-4	190	JR	Brooklyn, N.Y.	13.1	3.8	2.4
12	Bernell Murray	G	5-9	173	FR	Stillwater, Okl.	2.1	1.4	1.0
14	Wesly Wicks	G	5-10	160	FR	Bronx, N.Y.	0.9	0.0	0.1
20	Seve Cousins	G	5-9	160	SO	Chestnut Ridge, N.Y.	0.4	0.0	0.0
21	Mensah Peterson	G	6-1	191	GS	North Brunswick, N.J.	7.4	3.4	2.5
22	Tamien Trent	G	6-0	190	SR	Moriches, N.Y.	15.7	3.9	5.5
24	Brad Green	G	6-0	195	GS	New Milford, N.J.	0.4	0.6	0.1
30	Michael Peoples	F	6-6	205	SO	Detroit, Mich.	3.1	2.4	0.5
35	Andrea Crosariol	C	7-0	260	SO	Abano T., Italy	7.7	5.2	0.9
50	Gordon Klaiber	F	6-9	205	JR	Greenbelt, Md.	16.0	7.9	1.6
52	Brahn Jenkins	F	6-6	210	SO	Reisterstown, Md.	0.8	0.4	0.1
54	Gadi Buch	F	6-6	240	SR	Tel-Aviv, Israel	3.1	1.4	0.6
55	Jordan Ingram	F	6-7	210	SO	Philadelphia, Pa.	0.5	0.9	0.0


FLORIDA STATE SEMINOLES



Leonard Hamilton



FEB. 22, 2006
TALLAHASSEE, FLA.



Al Thornton

GENERAL INFORMATION

Location: Tallahassee, Fla.
Enrollment: 37,328
Founded: 1851
Colors: Garnet and Gold
Conference: Atlantic Coast
Nickname: Seminoles
Home Arena: Tallahassee Leon County Civic Center (12,200)
President: T.K. Wetherell
Athletics Director: Dave Hart, Jr.

COACHING STAFF

Head Coach: Leonard Hamilton (Tennessee-Martin '71)
Career Record/Yrs: 45-48/3
Best Time to Reach: Contact SID
Office Phone: 850-644-1461
Assistant Coaches: Stan Jones (Memphis '84), Mike Jaskulski (St. Norbert College '76), Tony Sheals (Bethune-Cookman '80)

2004-2005

Overall Record: 12-19
Conference Record/Finish: 4-12 / T10th (ACC)
Final Rankings: None
Postseason: None

MEDIA SERVICES

Basketball SID: Chuck Walsh
Office Phone: 850-644-1077
Home: 850-385-8466
E-Mail: cwalsh@mailier.fsu.edu
Office Fax: 850-224-4098
Press Row Phone: 850-224-4098
Website: www.seminoles.com

SERIES INFORMATION

Series Record: Maryland leads, 23-6
Last Meeting: Maryland won, 90-88 (ot) on 12/19/04 (College Park)

2005-2006 SCHEDULE

Date	Opponent	Time
N19	at Jacksonville	7:00
N21	Alcorn State	7:00
N25	at Florida	7:30
N29	Purdue	7:30
D2	Louisiana-Monroe	8:00
D7	Texas Southern	7:00
D17	vs. Bowling Green	6:30
	Coors Classic, Mobile, Ala.	
D20	Stetson	7:00
D22	Campbell	7:00
D31	vs. Nebraska	1:30
	Orange Bowl Doubleheader, Sunrise, Fla.	
J4	at Clemson	7:30
J7	Virginia Tech	7:00
J11	at Virginia	7:00
J14	at Boston College	2:00
J22	North Carolina	6:30
J24	at Wake Forest	7:00
J29	Miami	4:00
F1	Clemson	7:00
F4	at Duke	12:00
F9	Georgia Tech	7:00
F12	Massachusetts	5:30
F15	at NC State	7:00
F18	Virginia	4:00
F22	Maryland	9:00
F25	at Virginia Tech	7:00
M1	Duke	7:00
M5	at Miami	1:00

2005-2006 ROSTER

No.	Player	Pos.	Ht.	Wt.	Yr.	Hometown	PPG	RPG	APG
3	Isaiah Swann	G	6-1	197	SO	Germantown, Md.	5.2	1.9	2.0
4	Todd Galloway	G	5-11	178	SR	Baltimore, Md.	6.1	2.0	3.0
10	Ralph Mims	G	6-2	200	SO	Pensacola, Fla.	2.8	1.2	0.7
11	Jerel Allen	G	6-4	195	JR	Detroit, Mich.	--	--	--
12	Al Thornton	F	6-7	208	JR	Perry, Ga.	9.1	4.4	0.7
15	Casaan Breeden	F	6-8	195	FR	Bennettsville, S.C.	--	--	--
20	Andrew Wilson	G/F	6-6	206	SR	Kennesaw, Ga.	3.5	2.3	0.9
21	Jason Rich	G	6-3	185	SO	Pensacola, Fla.	5.4	2.0	1.5
23	Toney Douglas	G	6-1	190	SO	Jonesboro, Ga.	--	--	--
25	Diego Romero	F	6-10	240	SR	Comodoro Rivadavia, Argentina	3.8	2.5	0.4
32	Alexander Johnson	F	6-10	250	JR	Albany, Ga.	6.8	4.3	0.5
41	Uche Echefu	F	6-9	220	FR	Lagos, Nigeria	--	--	--

GEORGE WASHINGTON COLONIALS



Karl Hobbs



DEC. 5, 2005
WASHINGTON, D.C.



Mike Hall

BB&T CLASSIC

GENERAL INFORMATION

Location: Washington, D.C.
Enrollment: 22,184
Founded: 1821
Colors: Buff and Blue
Conference: Athletic Ten
Nickname: Colonials
Home Arena: Smith Center (5,000)
President: Stephen Joel Trachtenberg
Athletics Director: Jack Kvancz

COACHING STAFF

Head Coach: Karl Hobbs (Connecticut '85)
Career Record/Yrs: 64-53/4
Best Time to Reach: Mondays-Thursdays 5-6pm
Office Phone: 202-994-6651
Assistant Coaches: Darrell Brooks (Bowie State '79), Roland Houston (Rhode Island '82), Phil Rowe (Plymouth State '74)

2004-2005

Overall Record: 23-8
Conference Record: 11-5 / 1st in Atlantic 10
Final Ranking: None
Postseason: 0-1, Lost to Georgia Tech, 80-68 in NCAA First Round

MEDIA SERVICES

Basketball SID: Brad Bower
Office Phone: 202-994-0339
Home: 703-658-1497
E-Mail: bbower@gwu.edu
Office Fax: 202-994-2713
Press Row Phone: 202-994-1776
Website: www.GWsports.com

SERIES INFORMATION

Series Record: Maryland leads 35-28
Last Meeting: GW won 101-92 in BB&T Classic, Washington, D.C., on 12/5/04

2005-2006 SCHEDULE

N12	Augusta State
N23	Kennesaw State
N26	Norfolk State
N30	St. Francis, PA
D2	Boston University
D5	Maryland
D8	Florida International
D10	at Morgan State
D17	Maryland-Eastern Shore
D31	at NC State
J4	at Temple
J7	at Marshall
J11	Saint Louis
J14	Saint Joseph's
J16	Stony Brook
J21	at Charlotte
J25	at Duquesne
J28	Rhode Island
F2	at Xavier
F5	Richmond
F8	Dayton
F11	at Saint Joseph's
J15	Massachusetts
F18	at Richmond
F22	La Salle
F25	at Fordham
M1	at St. Bonaventure
M4	Charlotte

2005-2006 ROSTER

No.	Player	Pos.	Ht.	Wt.	Yr.	Hometown	PPG	RPG	APG
1	Omar Williams	F	6-9	190	JR	Philadelphia, Penn.	9.5	4.8	2.3
2	J.R. Pinnock	G	6-5	207	SO	McDonough, Ga.	13.4	5.1	2.1
3	Mike Hall	F	6-8	230	JR	Chicago, Ill.	10.6	8.0	2.0
5	T.J. Thompson	G	5-10	180	SR	Germantown, Md.	13.6	2.0	2.9
11	Ricky Lucas	G	6-4	213	SO	Herndon, Va.	4.1	1.7	0.5
13	Alexander Kireev	F	6-11	251	JR	Nikolaev, Ukraine	2.2	1.5	0.5
21	Pops Mensah-Bonsu	F	6-9	240	JR	London, England	12.6	6.6	0.8
25	Carl Elliott	G	6-4	220	SO	Brooklyn, N.Y.	8.2	3.8	4.6
31	Rock Battistoni	F	6-8	220	SR	Morris, Conn.	-	-	-
33	Maureece Rice	G	6-11	215	FR	Philadelphia, Pa.	3.4	0.7	0.7
42	Dokun Akingbade	F	6-9	200	JR	Riverdale, Md.	1.8	1.3	0.0
44	Pat Joyce	G	6-4	200	FR	Newport Beach, Calif.	0.2	0.0	0.0
52	Jaaron Greene	C	6-11	254	SO	Manassas, Va.	0.0	0.0	0.0



20
06

MARYLAND

27
SPORTS

1
TEAM



GEORGIA TECH YELLOW JACKETS



Paul Hewitt



JAN. 25, 2006
ATLANTA, GA.

FEB. 18, 2006
COLLEGE PARK, MD.



Theodis Tarver

GENERAL INFORMATION

Location: Atlanta, Ga.
Enrollment: 15,000
Founded: 1885
Colors: Old Gold, White, and Blue
Conference: Atlantic Coast
Nickname: Yellow Jackets
Home Arena: Alexander Memorial Coliseum @
McDonald's Center (9,191)
President: Dr. G. Wayne Clough
Athletics Director: Dave Braine

COACHING STAFF

Head Coach: Paul Hewitt (St. John Fisher '85)
Career Record/Yrs: 96-66/5
Best Time to Reach: Contact SID
Office Phone: 404-894-5425
Assistant Coaches: John O'Conner (Penn State '83),
Charlton Young (Georgia Southern '94), Peter
Zaharis (New York University '87), Willie Reese
(Georgia Tech '89)

2004-2005

Overall Record: 20-12
Conference Record: 8-8 / T5th (ACC)
Final Rankings: None
Postseason: 1-1, Lost to Louisville, 76-54, in NCAA
Second Round

MEDIA SERVICES

Basketball SID: Mike Stamus
Office Phone: 404-894-5445
Home: 770-951-1939
E-Mail: mstamus@atgt.atech.edu
Office Fax: 404-894-1248
Press Row Phone: 404-894-5458
Website: www.ramblinwreck.com

2005-2006 ROSTER

No.	Player	Pos.	Ht.	Yr.	Hometown	PPG	RPG	APG
1	D'Andre Bell	G/F	6-5	200	FR Los Angeles, Calif.	-	-	-
4	Ra'Sean Dickey	F/C	6-9	255	SO Clio, S.C.	5.1	3.2	0.1
5	Mario West	G	6-4	208	RS JR Douglasville, Ga.	2.0	2.6	0.5
14	Keith Jones	G	6-2	195	RS SO Austell, Ga.	0.6	0.0	0.0
23	Anthony Morrow	G	6-5	205	SO Charlotte, N.C.	5.7	1.9	0.4
32	Jeremis Smith	F	6-6	232	SO Fort Worth, Texas	2.9	4.4	1.1
33	Lewis Clinch	G	6-3	190	FR Cordele, Ga.	-	-	-
35	Zam Fredrick II	G	6-0	209	SO St. Matthews, S.C.	1.6	0.6	0.8
41	Alade Aminu	F/C	6-9	210	FR Stone Mountain, Ga.	-	-	-
44	Theodis Tarver	F/C	6-9	245	SR Monroe, La.	1.2	1.7	0.2

GONZAGA BULLDOGS



Mark Few



NOV. 21, 2005
MAUI, HAWAII



Adam Morrison

EA SPORTS MAUI INVITATIONAL

GENERAL INFORMATION

Location: Spokane, Wash.
Enrollment: 5,400
Founded: 1887
Colors: Navy Blue, White, and Red
Conference: West Coast Conference
Nickname: Bulldogs (Zags)
Home Arena: McCarthy Athletic Center (6,000)
President: Father Robert J. Spitzer, S.J.
Athletics Director: Mike Roth

COACHING STAFF

Head Coach: Mark Few (University of Oregon '87)
Career Record/Yrs: 159-37/6
Best Time to Reach: Contact SID
Office Phone: 509-323-4218
Assistant Coaches: Bill Grier (University of Oregon
'90), Leon Rice (Washington State University '86),
Tommy Lloyd (Whitman College '98)

2004-2005

Overall Record: 26-5
Conference Record: 12-2
Final Rankings: 11th in AP poll; 18th in USA To-
day/ESPN poll
Postseason: 1-1; Lost to Texas Tech, 71-69, in NCAA
Second Round

MEDIA SERVICES

Basketball SID: Oliver Pierce
Office Phone: 509-323-6373
Home Phone: 509-891-7819
E-Mail: pierce@athletics.gonzaga.edu
Office Fax: 509-323-3958
Press Row Phone: 509-323-5787
Website: gozags.collegesports.com

2005-2006 ROSTER

No.	Player	Pos.	Ht.	Wt.	Yr.	Hometown	PPG	RPG	APG
2	Jeremy Pargo	G	6-2	165	FR	Chicago, Ill.	-	-	-
3	Adam Morrison	F	6-8	205	JR	Spokane, Wash.	19.0	5.5	2.8
4	Pierre Marie Altidor-Cespedes	G	6-0	181	SO	Montreal, Quebec	2.0	1.2	2.4
5	Derek Raivio	G	6-3	168	JR	Vancouver, Wash.	13.0	2.6	4.8
11	Nathan Doudney	G	6-4	208	RS SR	Rockwall, Texas	3.3	1.6	1.9
13	J.P. Batista	C/F	6-9	269	RS SR	Olinda, Pernambuco, Brazil	12.4	6.2	0.9
15	Colin Floyd	G	6-1	201	RS SR	Harrington, Wash.	0.0	0.1	0.1
20	Larry Gurganious	F	6-5	195	FR	Berkeley, Calif.	-	-	-
22	Erroll Knight	G	6-7	211	RS SR	Seattle, Wash.	6.9	4.6	1.2
24	Stephen Gentry	G	6-2	175	GS	Fort Scott, Kan.	0.8	0.2	0.0
25	David Pendergraft	G	6-6	218	SO	Brewster, Wash.	2.9	2.6	0.5
32	Sean Mallon	F	6-9	218	RS JR	Spokane, Wash.	7.6	4.2	1.2
34	Mamery Diallo	C/F	6-9	235	JR	Evreux, France	-	-	-
42	Josh Heytvelt	F	6-11	217	RS FR	Clarkston, Wash.	-	-	-

SERIES INFORMATION

Series Record: Tied, 1-1
Last Meeting: Gonzaga won, 82-68, in BB&T Classic,
Washington, D.C., on 12/6/04

2005-2006 SCHEDULE

N18	Idaho
N21	vs. Maryland
N22	at Maui Invitational
N23	at Maui Invitational
N30	Portland State
D4	at Washington
D8	Washington State
D10	vs. Oklahoma State (Seattle)
D17	Virginia
D19	Eastern Washington
D22	at St. Louis
D31	St. Joseph's
J7	at Saint Mary's
J9	at Santa Clara
J14	Pepperdine
J16	Loyola Marymount
J21	at San Francisco
J23	at San Diego
J28	Portland
F4	Santa Clara
F6	Saint Mary's
F11	Stanford
F13	at Portland
F18	at Loyola Marymount
F20	at Pepperdine
F24	San Diego
F26	San Francisco

MIAMI HURRICANES



Frank Haith



JAN. 7, 2006
CORAL GABLES, FLA.

MARCH 1, 2006
COLLEGE PARK, MD.



Guillermo Diaz

GENERAL INFORMATION

Location: Coral Gables, Fla.
Enrollment: 15,000
Founded: 1925
Colors: Orange, Green, and White
Conference: Atlantic Coast
Nickname: Hurricanes
Home Arena: Convocation Center (7,000)
President: Donna E. Shalala
Athletics Director: Paul Dee

COACHING STAFF

Head Coach: Frank Haith (Elon, 1988)
Career Record/Yrs: 16-13/1
Best Time to Reach: Contact SID
Office Phone: 305-284-2680
Assistant Coaches: Michael Hunt (Furman '85),
William Kennedy (Southeastern Louisiana '86),
Jorge Fernandez (Stetson '85)

2004-2005

Overall Record: 16-13
Conference Record/Finish: 7-9 / T6th (ACC)
Final Ranking: None
Postseason: 0-1, Lost at South Carolina, 69-67, in
NIT First Round

MEDIA SERVICES

Basketball SID: Samuel Henderson
Office Phone: 305-284-3244
Home: 305-412-8364
E-Mail: shenderson@miami.edu
Office Fax: 305-284-2807
Press Row Phone: 305-284-1238
Website: www.hurricanesports.com

SERIES INFORMATION

Series Record: Miami leads, 4-3
Last Meeting: Miami won, 75-73 (ot), on 2/5/05
(Miami)

2005-2006 ROSTER

No.	Player	Pos.	Ht.	Wt.	Yr.	Hometown	PPG	RPG	APG
00	Jimmy Graham	F	6-8	245	FR	Goldstboro, N.C.	-	-	-
2	Gary Hamilton	F/C	6-10	250	SR	Los Angeles, Calif.	4.1	6.3	0.9
3	Lee Butlet	G	6-1	170	SR	Woodbridge, Va.	2.5	0.0	0.5
11	Eric Wilkins	G	6-4	192	SR	Plainfield, N.J.	1.5	1.1	0.3
12	Anthony Harris	G	6-2	180	JR	Chicago, Ill.	12.4	2.5	4.6
13	Guillermo Diaz	G	6-2	186	JR	San Jean, Puerto Rico	18.6	4.3	2.6
15	Denis Clemente	G	6-0	165	FR	Bayamon, Puerto Rico	-	-	-
21	Jonathan Stratton	G	6-3	165	SO	Sandusky, Ohio	0.0	0.3	0.0
22	Robert Hite	G	6-2	190	SR	Cincinnati, Ohio	17.3	5.0	1.1
30	Adrian Thomas	F	6-7	220	FR	Pembroke Pines, Fla.	-	-	-
32	Brian Asbury	C/F	6-6	210	FR	Miami, Fla.	-	-	-
42	Raymond Hicks	F	6-7	232	SO	Longview, Texas	1.7	1.1	0.1
44	Keaton Copeland	F	6-5	231	SR	Miramar, Fla.	1.5	0.0	0.0
50	Anthony King	F/C	6-9	230	JR	Durham, N.C.	6.3	8.0	0.7

MINNESOTA GOLDEN GOPHERS



Dan Monson



NOV. 30, 2005
COLLEGE PARK, MD.



Vincent Grier

ACC/BIG TEN CHALLENGE

GENERAL INFORMATION

Location: Minneapolis, Minn.
Enrollment: 65,247
Founded: 1851
Colors: Maroon and Gold
Conference: Big Ten
Nickname: Golden Gophers
Home Arena: Williams Area (14,625)
President: Robert H. Bruininks
Athletics Director: Mike Lockrem

COACHING STAFF

Head Coach: Dan Monson (Idaho '85)
Career Record/Yrs: 131-92/7 (98-99 at Gonzaga)
Best Time to Reach: Contact SID
Office Phone: 612-625-3085
Assistant Coaches: Jim Molinari (Illinois Wesleyan
University '77), Bill Walker (Missouri-Rolla '87),
Vic Couch (Santa Clara University '85)

2004-2005

Overall Record: 21-11
Conference Record: 10-6 / 4th (Big Ten)
Final Ranking: None
Postseason: 0-1, Lost to Iowa State, 64-53, in NCAA
First Round

MEDIA SERVICES

Basketball SID: Kyle Coughlin
Office Phone: 612-625-4090
Home: 952-974-9911
E-Mail: cough002@umn.edu
Office Fax: 612-625-0359
Press Row Phone: 612-626-1308
Website: www.gophersports.com

SERIES INFORMATION

Series Record: Maryland leads, 2-0
Last Meeting: Maryland won 75-69 on 12/15/61
(College Park)

2005-2006 SCHEDULE

N18	North Dakota State
N26	Chattanooga
N28	Gardner-Webb
N30	at Maryland
D3	Coastal Carolina
D5	at Arizona State
D10	UNLV
D14	UAB
D21	Grambling
D23	South Dakota State
D31	Oral Roberts
J7	Northwestern
J10	Wisconsin
J14	at Purdue
J18	at Iowa
J21	Michigan
J25	at Illinois
J29	Indiana
F4	at Ohio State
F8	at Penn State
F11	Michigan State
F15	at Michigan
F18	Iowa
F22	Purdue
F26	at Wisconsin
F28 or M1/2	Illinois
M4	at Northwestern

2005-2006 ROSTER

No.	Player	Pos.	Ht.	Wt.	Yr.	Hometown	PPG	RPG	APG
1	Lawrence McKenzie	G	6-2	175	JR	Minneapolis, Minn.	1.0	0.3	0.1
2	Ryan Saunders	G	6-1	170	SO	Medina, Minn.	0.2	0.5	0.3
3	Kevin Payton	G/F	6-6	205	FR	Camden, N.J.	-	-	-
11	Maurice Hargrow	G	6-5	190	SR	St. Paul, Minn.	-	-	-
13	Dan Coleman	F	6-9	220	SO	Minneapolis, Minn.	8.3	3.8	0.9
15	Vincent Grier	G/F	6-5	207	SR	Charlotte, N.C.	17.9	5.6	2.4
21	J'son Stampler	F	6-6	233	SR	Bronx, N.Y.	4.9	4.8	0.7
23	Brandon Smith	G/F	6-5	195	FR	Brooklyn Park, Minn.	-	-	-
24	Rico Tucker	G	6-0	190	SO	San Diego, Calif.	5.8	1.5	1.8
30	Jonathan Williams	F	6-9	275	FR	St. Cloud, Minn.	3.0	1.5	0.0
31	Adam Boone	G	6-3	197	SR	Minnetonka, Minn.	-	-	-
32	Zach Puchtel	F	6-6	250	JR	Minnetonka, Minn.	0.0	0.0	0.0
33	Jamal Abu-Shamala	G	6-5	190	FR	Shakopee, Minn.	0.4	1.1	0.3
34	Damian Johnson	F	6-7	192	FR	Thibodaux, La.	-	-	-
50	Spencer Tollackson	C	6-9	275	SO	Chaska, Minn.	3.2	2.1	0.7



20
06

MARYLAND

27
SPORTS

1
TEAM



NICHOLLS STATE COLONELS



J.P. Piper



NOV. 27, 2005
COLLEGE PARK, MD.



Stefan Blaszczyński

GENERAL INFORMATION

Location: Thibodaux, La.
Enrollment: 7,367
Founded: 1948
Colors: Red and Gray
Conference: Southland Conference
Nickname: Colonels
Home Arena: Stophor Gym (3,800)
President: Dr. Stephen Hulbert
Athletics Director: Rob Bernardi

COACHING STAFF

Head Coach: J.P. Piper (Southeastern Louisiana '91)
Career Record/Yrs: first year as head coach
Best Time to Reach: Contact SID
Office Phone: 985-448-4289
Assistant Coaches: Todd Russ, Jeremy Coombs, Paul Russo

2004-2005

Overall Record: 6-21
Conference Record: 1-15 / 11th (Southland)
Final Ranking: None
Postseason: None

MEDIA SERVICES

Basketball SID: Michelle Fakier
Office Phone: 985-448-4281
E-Mail: sid-mrg@nicholls.edu
Office Fax: 985-448-4924
Press Row Phone: 985-488-4294
Website: www.nicholls.edu/sports

2005-2006 ROSTER

No.	Player	Pos.	Ht.	Wt.	Yr.	Hometown	PPG	RPG	APG
0	James Dixon	F	6-7	210	JR	Alachua, Fla.	-	-	-
1	Stefan Blaszczyński	G/F	6-5	215	JR	Sydney, Australia	14.4	5.0	1.8
3	Michael Czepil	G	6-2	180	FR	Melbourne, Australia	-	-	-
4	Kevin Goffney	G/F	6-5	200	FR	Jackson, La.	-	-	-
5	Justin Payne	G	5-10	170	FR	Opelousas, La.	-	-	-
11	Dominic Friend	F/C	6-7	245	FR	Geelong, Australia	-	-	-
13	Mitch Boyce	C	6-10	250	FR	Douglas, Australia	-	-	-
15	Cyril Djoukeng	G	6-0	170	SR	Silver Springs, Md.	4.7	2.2	1.5
20	Adonis Gray	G/F	6-4	200	SO	Thibodaux, La.	14.9	7.0	2.4
21	Ryan Bathie	G/F	6-6	206	FR	Melton South, Australia	-	-	-
22	Akin Gaines	G/F	6-4	175	FR	Houma, La.	-	-	-
23	Gil Verner	G	6-1	180	FR	Napoleonville, La.	14.7	5.6	5.1
44	Chris Paige	C	6-9	205	FR	Pearland, Texas	-	-	-

SERIES INFORMATION

Series Record: First Meeting

2005-2006 SCHEDULE

N18	at Indiana
N21	at LSU
N23	at Penn State
N25	at Maryland-Eastern Shore
N27	at Maryland
D10	North Texas
D15	at Ole Miss
D17	Kentucky Christian
D19	Lipscomb
D22	Centenary
D29	Jackson State
J5	Stephen F. Austin
J7	Sam Houston State
J11	at Louisiana-Monroe
J17	Southeastern Louisiana
J19	at McNeese State
J21	at Texas-Arlington
J26	Lamar
J28	at Southeastern Louisiana
F2	at Texas-San Antonio
F4	at Texas State
F11	at Stephen F. Austin
F16	Northwestern State
F18	Louisiana-Monroe
F23	Texas-Arlington
M1	at Lamar
M3	Texas State


NORTH CAROLINA TAR HEELS



Roy Williams



FEB. 2, 2006
COLLEGE PARK, MD.



David Noel

FEB. 26, 2006
CHAPEL HILL, N.C.

GENERAL INFORMATION

Location: Chapel Hill, N.C.
Enrollment: 25,972
Founded: 1789
Colors: Carolina Blue and White
Conference: Atlantic Coast
Nickname: Tar Heels
Home Arena: Dean E. Smith Center (21,800)
President: James Moeser
Athletics Director: Dick Baddour

COACHING STAFF

Head Coach: Roy Williams (North Carolina '72)
Career Record/Yrs: 52-15/2
Best Time to Reach: Contact SID
Office Phone: 919-962-1154
Assistant Coaches: Joe Halladay (Oklahoma '69), Steve Robinson (Radford '81), Jerod Haase (Kansas '97)

2004-2005

Overall Record: 33-4
Conference Record/Finish: 14-2 / 1st ACC
Final Rankings: 2nd in AP, 1st in USA Today/ESPN
Postseason: 6-0, Beat Illinois, 75-70, in NCAA Championship

MEDIA SERVICES

Basketball SID: Steve Kirschner
Office Phone: 919-962-7258
Home: 919-968-1531
E-Mail: skirschner@uncaa.unc.edu
Office Fax: 919-962-0612
Press Row Phone: 919-962-8815
Website: www.tarheelblue.com

2005-2006 ROSTER

No.	Player	Pos.	Ht.	Wt.	Yr.	Hometown	PPG	RPG	APG
1	Marcus Ginvard	G/F	6-5	200	FR	Alexandria, Va.	-	-	-
3	Reyshawn Terry	F	6-8	228	JR	Winston-Salem, N.C.	2.3	0.7	0.2
4	Bobby Frasar	G	6-3	195	FR	Blue Island, Ill.	0.2	0.2	0.2
11	Quentin Thomas	G	6-3	190	SO	Oakland, Calif.	0.8	0.8	1.3
14	Danny Green	F/G	6-5	202	FR	North Babylon, N.Y.	-	-	-
22	Wes Miller	G	5-11	185	JR	Charlotte, N.C.	1.1	0.2	0.5
25	Damion Grant	C	6-11	260	SR	Portland, Jamaica	0.0	0.7	0.0
34	David Noel	F	6-6	232	SR	Durham, N.C.	3.9	2.6	1.5
40	Mike Copeland	F	6-7	233	FR	Winston-Salem, N.C.	-	-	-
41	Byron Sanders	F	6-9	240	SR	Gulfport, Miss.	0.8	0.9	0.3
50	Tyler Hansbrough	F	6-9	235	FR	Poplar Bluff, Mo.	-	-	-

SERIES INFORMATION

Series Record: North Carolina leads, 111-53
Last Meeting: North Carolina won, 85-83, on 2/27/05 (College Park)

2005-2006 SCHEDULE

Date	Opponent	Time
N19	Gardner-Webb	7:00
N22	Cleveland State	9:00
N25	UC-Santa Barbara	8:30
N29	Illinois	9:00
D3	at Kentucky	12:00
D7	St. Louis	9:00
D17	Santa Clara	8:00
D21	at Southern California	10:30
D28	UNC-Asheville	8:00
J3	Davidson	7:00
J7	NC State	3:00
J10	at Virginia Tech	7:30
J14	Miami	noon
J19	at Virginia	7:00
J22	at Florida State	6:30
J25	Boston College	9:00
J28	Arizona	1:00
F2	at Maryland	7:00
F4	Clemson	4:00
F7	Duke	9:00
F12	at Miami	8:00
F15	Georgia Tech	7:00
F19	at Wake Forest	1:30
F22	at NC State	9:00
F26	Maryland	5:30
M1	Virginia	9:00
M4	at Duke	9:00

NC STATE WOLFPACK



Herb Sendek



FEB. 5, 2006
RALEIGH, N.C.



Tony Bethel

GENERAL INFORMATION

Location: Raleigh, N.C.
Enrollment: 29,637
Founded: 1887
Colors: Red and White
Conference: Atlantic Coast
Nickname: Wolfpack
Home Arena: RBC Center (19,722)
Interim Chancellor: Dr. Robert A. Banhardt
Athletics Director: Lee Fowler

COACHING STAFF

Head Coach: Herb Sendek (C. Mellon '85)
Career Record/Yrs: 148-108/8
Best Time to Reach: Contact SID
Office Phone: 919-515-2104
Assistant Coaches: Larry Harris (Pittsburg '78), Mark Phelps (Old Dominion '96), Archie Miller (NC State '02)

2004-2005

Overall Record: 21-14
Conference Record/Finish: 7-9 / T6th (ACC)
Final Ranking: 22nd in USA Today/ESPN poll
Postseason: Lost to Wisconsin, 65-56, in NCAA Regional Semis

MEDIA SERVICES

Basketball SID: Annabelle Vaughan
Office Phone: 919-515-2102
Home: 919-858-9763
E-Mail: Annabelle_vaughan@ncsu.edu
Office Fax: 919-515-2898
Press Row Phone: 919-861-6190
Website: www.gopack.com

SERIES INFORMATION

Series Record: NC State leads, 71-67
Last Meeting: NC State won 82-63, on 2/16/05 (Raleigh)


2005-2006 ROSTER

No.	Player	Pos.	Ht.	Wt.	Yr.	Hometown	PPG	APG	RPG
3	Ilian Evtimov	F	6-8	222	RS SR	Sofia, Bulgaria	9.8	3.8	2.1
4	Courtney Fells	Fr	6-5	194	FR	Shannon, Mississippi	0.0	0.0	0.5
5	Chris McCoy	G	6-5	180	RS SO	Louisville, Ky.	-	-	-
10	Braxton Albritton	G	6-2	205	SO	Raleigh, N.C.	0.0	0.0	0.0
11	Gavin Grant	F/G	6-7	212	SO	The Bronx, N.Y.	4.2	2.4	1.2
13	Cameron Bennerman	G/F	6-4	205	SR	Greensboro, N.C.	9.6	2.7	1.0
14	Engin Atsür	G	6-4	200	JR	Istanbul, Turkey	9.4	2.6	2.5
20	Bryan Neiman	G/F	6-6	215	JR	Raleigh, N.C.	-	-	-
22	Tony Bethel	G	6-1	185	RS SR	Ft. Washington, Md.	8.0	3.8	2.5
23	Brandon Costner	F	230	6-8	FR	Montclair, N.J.	-	-	-
33	Cedric Simmons	C	6-9	233	SO	Shallotte, N.C.	3.5	1.8	0.5
34	Ben McCauley	F	6-9	235	FR	West Newton, Pa.	-	-	-
40	Andrew Brackman	F	6-10	235	SO	Cincinnati, Ohio	7.4	3.5	0.6


TEMPLE OWLS



John Chaney



JAN. 28, 2006
PHILADELPHIA, PA.



Mardy Collins

GENERAL INFORMATION

Location: Philadelphia, Pa.
Enrollment: 33,000
Founded: 1884
Colors: Cherry and White
Conference: Big East
Nickname: Owls
Home Arena: The Liacouras Center (10,206)
President: Dr. David Adamany
Athletics Director: Bill Bradshaw

COACHING STAFF

Head Coach: John Chaney (Bethune-Cookman '55)
Career Record/Yrs: 483-224/22
Best Time to Reach: Contact SID
Office Phone: 215-204-7443
Assistant Coaches: Dan Leibovitz (Pennsylvania, '96), Bill Ellerbee (Cheyney, '70), Mark Macon (Temple '91)

2004-2005

Overall Record: 16-14
Conference Record/Finish: 11-5 / 9-7 (T2nd A-10 East)
Final Rankings: None
Postseason: Lost at Virginia Tech, 60-50, in NIT First Round

MEDIA SERVICES

Basketball SID: Larry Dougherty
Office Phone: 215-204-2588
Home: 615-449-7376
E-Mail: larrydoc@temple.edu
Office Fax: 215-204-7499
Press Row Phone: 215-204-7445
Website: www.owlsports.com

SERIES INFORMATION

Series Record: Maryland leads, 4-3
Last Meeting: Maryland won, 80-69, on 1/15/05 (College Park)

2005-2006 SCHEDULE

N15	Army
N17	vs. Preseason NIT
N23-25	vs. Preseason NIT Final Four
N27	Miami
N30	at Rutgers
D3	at Penn
D6	at Princeton
D10	Alabama
D18	at Auburn
D22	South Carolina
D31	Villanova (Palestra)
J4	George Washington
J8	at Saint Joseph's
J11	at St. Bonaventure
J14	La Salle
J18	at Dayton
J21	at Massachusetts
J25	Xavier
J28	Maryland
F1	Massachusetts
F4	at La Salle
F8	at Charlotte
F11	Duquesne
F14	Saint Joseph's
F18	at Saint Louis
F22	Richmond
F25	Duke
M1	at Rhode Island
M5	Fordham

2005-2006 ROSTER

No.	Player	Pos.	Ht.	Wt.	Yr.	Hometown	PPG	RPG	APG
3	Dustin Salisbery	G	6-5	205	JR	Lancaster, Penn.	10.4	4.1	1.6
4	Dion Dacons	F	6-6	210	JR	Statesville, N.C.	1.8	2.8	0.2
11	Chris Clark	G	5-8	165	SO	Narberth, Penn.	1.1	0.3	0.5
13	Mark Tyndale	G	6-5	210	SO	Philadelphia, Penn.	12.5	5.5	2.6
14	Sergio Olmos	F/C	6-10	220	FR	Valencia, Spain	-	-	-
15	Semaj Inge	G	6-4	180	FR	Camden, N.J.	-	-	-
22	Dionte Christmas	G/F	6-5	190	FR	Philadelphia, Penn.	-	-	-
24	Antywane Robinson	F	6-8	210	SR	Charlotte, N.C.	8.2	4.5	1.0
25	Mardy Collins	G	6-6	205	SR	Philadelphia, Penn.	17.5	5.9	3.6
32	DaShone Kirkendoll	G	6-5	200	SO	Dayton, Ohio	2.5	0.6	0.3
33	Nehemiah Ingram	F	6-8	250	SR	Milledgeville, Ga.	0.7	1.1	0.0
44	Anthony Ivory	C	6-10	300	FR	Mt. Rainier, Md.	4.0	4.3	0.2
50	Wayne Marshall	C	6-11	285	JR	Philadelphia, Penn.	6.6	4.8	0.2



20
06

MARYLAND

27
SPORTS

1
TEAM



TEXAS A&M - CORPUS CHRISTI ISLANDERS



Ronnie Arrow



JAN. 4, 2006
COLLEGE PARK, MD.



Aaron White

GENERAL INFORMATION

Location: Corpus Christi, Texas
Enrollment: 7,600
Founded: 1947
Colors: Blue, Green, and Silver
Conference: Independent
Nickname: Islanders
Home Arena: American Bank Center (8,500)
President: Flavius C. Killebrew
Athletics Director: Dan Viola

COACHING STAFF

Head Coach: Ronnie Arrow (Southwest Texas St., '69)
Career Record/Yrs: 68-68/6
Best Time to Reach: Contact SID
Office Phone: 361-825-3417
Assistant Coaches: Stott Carter (Florida '01), Andy Helton (Miami, Ohio '92), Sean Woods (Kentucky '92)

2004-2005

Overall Record: 20-8
Conference Record: Independent in 2004-05
Final Ranking: None
Postseason: None

MEDIA SERVICES

Basketball SID: Craig Merriman
Office Phone: 361-825-3410
Home: 361-825-3410
E-Mail: craig_merriman@mail.tamucc.edu
Office Fax: 361-825-3218
Press Row Phone:
Website: goislanders.com


2005-2006 ROSTER

No.	Player	Pos.	Ht.	Yr.	Hometown	PPG	RPG	APG
3	Matt Slatnick	G	5-10	FR	Austin, Texas	-	-	-
4	Jeff Muriel	G	6-1	FR	Ft. Worth, Texas	-	-	-
5	Corey Stokes	G	6-4	SR	East Chicago, Ill.	6.9	3.5	2.4
10	Thomas Bailey	F	6-9	SR	San Antonio, Texas	12.5	4.9	1.3
11	Travis Bailey	G	6-3	SR	San Antonio, Texas	12.6	1.9	2.8
12	Josh Ervin	G	6-1	SO	Houston, Texas	4.3	2.0	2.3
15	Nick Jackson	F	6-9	FR	Houston, Texas	5.1	2.7	1.1
20	Taurean Mitchell	G	6-1	SO	Corpus Christi, Texas	5.4	2.0	4.2
21	Chris Daniels	C	7-0	SO	San Antonio, Texas	5.3	3.2	0.1
22	Aaron White	G	6-0	JR	Milan, Mich.	4.6	1.2	1.0
23	Seth Engelken	F	6-8	SO	St. Joseph, Mo.	5.0	2.2	1.5
30	Alex Djordjevic	G	6-4	JR	Belgrade, Yugoslavia	1.5	0.5	0.2
33	Corey Lamkin	F	6-6	SR	San Antonio, Texas	13.0	7.8	1.1
34	Carl Nelson	C	6-10	FR	Buffalo, Texas	-	-	-
40	Johnny Martin	F	6-6	JR	Detroit, Mich.	-	-	-
54	Jared Holt	C	7-2	JR	Irving, Texas	-	-	-

VIRGINIA CAVALIERS



Dave Leitao



FEB. 7, 2006
COLLEGE PARK, MD.



J.R. Reynolds

MARCH 5, 2006
CHARLOTTESVILLE, VA.

GENERAL INFORMATION

Location: Charlottesville, Va.
Enrollment: 19,643
Founded: 1819
Colors: Orange and Blue
Conference: Atlantic Coast
Nickname: Cavaliers, Wahoos
Home Arena: University Hall (8,392)
President: John T. Casteen, III
Athletics Director: Craig Littlepage

COACHING STAFF

Head Coach: Dave Leitao (Northeastern '83)
Career Record/Yrs: first year at Virginia
Best Time to Reach: Contact SID
Office Phone: 434-982-5400
Assistant Coaches: Gene Cross (Illinois '94), Rob Lanier (St. Bonaventure '90), Steve Seymour (Bridgewater State '81)

2004-2005

Overall Record: 14-15
Conference Record/Finish: 4-12 / T10th (ACC)
Final Rankings: None
Postseason: None

MEDIA SERVICES

Basketball SID: Bill Hurd
Office Phone: 434-982-5500
Home: 434-244-2907
E-Mail: wh14q@virginia.edu
Office Fax: 434-982-5525
Press Row Phone: 434-296-5910
Website: www.virginiasports.com

2005-2006 ROSTER

No.	Player	Pos.	Ht.	Yr.	Hometown	PPG	RPG	APG
00	Sam Warren	C	6-10	FR	Greenwood Village, Colo.	-	-	-
02	J.R. Reynolds	G	6-2	JR	Roanoke, Va.	10.7	2.5	1.7
11	Laurynas Mikalauskas	F	6-8	FR	Palanga, Lithuania	-	-	-
12	Billy Campbell	G	6-0	SR	Atlanta, Ga.	1.3	0.3	0.0
15	T.J. Bannister	G	5-10	JR	Jacksonville, Fla.	4.3	1.5	3.7
21	Tunji Soroye	C	6-11	SO	Dugbe Ibadan, Nigeria	0.6	1.3	0.1
24	Mamadi Diane	G/F	6-5	FR	Potomac, Md.	-	-	-
30	Adrian Joseph	F	6-7	SO	San Fernando, Trinidad	4.2	1.2	0.3
33	Jason Cain	F	6-10	JR	Philadelphia, Penn.	-	-	-
42	Mike Forkin	F	6-5	JR	Centreville, Va.	0.4	0.2	0.0
44	Sean Singletary	G	6-0	SO	Philadelphia, Penn.	10.5	3.0	3.9
55	Donte Minter	F/C	6-8	JR	Salisbury, N.C.	1.3	0.5	0.0

SERIES INFORMATION

Series Record: Maryland leads, 99-63
Last Meeting: Maryland won, 92-89 (ot), on 2/19/05 (Charlottesville)

2005-2006 SCHEDULE

Date	Opponent	Time
N18	Liberty	7:00
N22	at Richmond	7:30
N27	at Arizona	7:00
N30	Northwestern	8:00
D4	at Georgia Tech	5:30
D17	Fordham	7:00
D17	at Gonzaga	10:30
D23	Loyola-Baltimore	7:00
D28	UMBC (Siegel Center)	7:00
	Richmond, Va.	
D31	Hartford	2:00
J2	at Western Kentucky	8:00
J7	Clemson	12:00
J11	Florida State	7:00
J15	at Virginia Tech	4:00
J19	North Carolina	7:00
J24	Miami	9:00
J28	at Duke	7:00
F1	at NC State	7:00
F4	Wake Forest	1:30
F7	at Maryland	7:00
F11	Virginia Tech	8:00
F15	Longwood	7:00
F18	at Florida State	4:00
F21	Boston College	7:00
F25	at Clemson	2:00
M1	at North Carolina	9:00
M5	Maryland	3:30

VMI KEYDETS



Duggar Baucom



DEC. 31, 2005
COLLEGE PARK, MD.

GENERAL INFORMATION

Location: Lexington, Va.
Enrollment: 1,300
Founded: 1839
Colors: Red, White, and Yellow
Conference: Big South
Nickname: Keydets
Home Arena: Cameron Hale (5,029)
Superintendent: General J.H. Binford Peay III
Athletics Director: Donny White

COACHING STAFF

Head Coach: Duggar Baucom (UNC Charlotte '95)
Career Record/Yrs: first year at VMI
Best Time to Reach: Contact SID
Office Phone: 540-464-7526
Assistant Coaches: Daniel Willis (Lenior-Rhyne College '01), Del Harris (Fork Union (Va.) Military Academy '96), Jason Allison (Liberty University '99)

2004-2005

Overall Record: 9-18
Conference Record: 3-13 / 9th (Big South)
Final Ranking: None
Postseason: None

MEDIA SERVICES

Basketball SID: Wade Branner
Office Phone: 540-464-7253
Home: 540-463-5033
E-Mail: brannerwh@vmi.edu
Office Fax: 540-464-7583
Press Row Phone: 540-463-6723
Website: www.vmikeydets.com

2005-2006 ROSTER

No.	Player	Pos.	Ht.	Wt.	Yr.	Hometown	PPG	RPG	APG
1	Matt Coward	G	5-0	160	JR	Richmond, Va.	11.9	3.1	4.9
2	Willie Bell	F	6-5	190	FR	Newport News, Va.	-	-	-
3	Chavis Holmes	G	6-4	180	FR	Charlotte, N.C.	-	-	-
4	Tadas Mankevicius	C	6-9	230	SR	Kaunas, Lithuania	3.2	2.9	0.2
5	Fred Robinson	G	6-2	180	JR	Alexandria, Va.	4.1	1.4	0.7
12	Sean Christiansen	G	6-3	175	SO	Greenville, Pa.	3.5	1.0	0.7
15	Preston Beverly	F	6-6	240	SR	Monroe Township, N.J.	5.4	5.1	0.6
21	Levar Joseph	G	6-2	170	SR	Vacherie, La.	9.4	1.8	0.8
22	Matt Murrer	F	6-7	185	JR	Richmond, Va.	3.9	2.7	0.5
23	Travis Holmes	G	6-4	180	FR	Charlotte, N.C.	-	-	-
24	Jack Castleberry	G	6-3	180	JR	Virginia Beach, Va.	0.4	1.0	0.4
25	Dusty Pflugner	G	6-2	285	FR	Sarasota, Fla.	-	-	-
32	Zach West	G	6-2	185	SO	Cincinnati, Ohio	1.0	0.7	0.0
34	Craig McCargo	G	5-9	170	FR	South Boston, Va.	-	-	-
42	Justin Jarman	F/C	6-8	220	SO	Shinnstons, W.Va.	1.1	1.0	0.1
55	Reggie Williams	F	6-5	195	SO	Prince George, Va.	15.5	4.7	2.5

VIRGINIA TECH HOKIES



Seth Greenberg



JAN. 21, 2006
COLLEGE PARK, MD.



Coleman Collins

GENERAL INFORMATION

Location: Blacksburg, Va.
Enrollment: 28,000
Founded: 1872
Colors: Chicago Maroon and Burnt Orange
Conference: Atlantic Coast
Nickname: Hokies
Home Arena: Cassell Coliseum (10,052)
President: Dr. Charles Steger
Athletics Director: Jim Weaver

COACHING STAFF

Head Coach: Seth Greenberg (Fairleigh Dickinson '78)
Career Record/Yrs: 31-28/2
Best Time to Reach: Contact SID
Office Phone: 540-231-6725
Assistant Coaches: Brad Greenberg (American '77), Ryan Odom (Hampden-Sydney '96), Stacey Palmore (Livingstone '93)

2004-2005

Overall Record: 16-14
Conference Record: 8-8 / T4th (ACC)
Final Rankings: None
Postseason: 1-1, Lost at Memphis, 83-62, in NIT Second Round

MEDIA SERVICES

Basketball SID: Bill Dyer
Office Phone: 540-231-8852
Home: 540-552-8461
E-Mail: wdye@vt.edu
Office Fax: 540-231-6984
Press Row Phone: 540-231-4905
Website: www.hokiesports.com

SERIES INFORMATION

Series Record: Maryland leads, 24-5
Last Meeting: Virginia Tech won, 86-76, on 3/5/05 (Blacksburg)

2005-2006 ROSTER

No.	Player	Pos.	Ht.	Wt.	Yr.	Hometown	PPG	RPG	APG
1	Zabian Dowdell	G	6-0	200	JR	Pahokee, Fla.	14.4	3.1	2.7
2	Hyman Taylor	C/F	6-9	235	FR	Ft. Lauderdale, Fla.	-	-	-
3	Shawn Harris	G	6-4	220	SR	Ettrick, Va.	2.9	1.1	0.2
11	Wynton Witherspoon	G/F	6-7	185	SO	Atlanta, Ga.	2.4	1.3	0.5
13	Deron Washington	G/F	6-7	195	SO	New Orleans, La.	7.9	4.6	1.0
14	Robert Krabbendam	C/F	7-0	230	SO	Hoon, The Netherlands	1.0	1.2	0.1
15	Terrance Vinson	F	6-8	210	FR	Valdosta, Ga.	3.6	1.6	1.6
21	Allen Calloway	F	6-8	215	SR	Danville, Va.	1.4	1.8	0.4
22	Jamon Gordon	G	6-3	200	JR	Blacksburg, Va.	10.9	5.1	4.1
24	Markus Sailes	G	6-5	210	JR	Richmond, Va.	0.3	0.7	0.7
25	Bob Ritchie	G/F	6-5	190	SR	Burke, Va.	0.3	0.0	0.0
33	Coleman Collins	F	6-9	235	JR	Stone Mountain, Ga.	11.4	7.0	0.8
34	Cheick Diakite	F	6-8	230	FR	Bamako, Mali	-	-	-
40	A.D. Vassallo	F/G	6-6	213	FR	Toa Baja, P.R.	-	-	-
42	Chris Tucker	F	6-7	220	JR	Fincastle, Va.	1.5	1.1	0.4



20
06

MARYLAND

27
SPORTS

1
TEAM



WAKE FOREST DEMON DEACONS



Skip Prosser



JAN. 15, 2006
COLLEGE PARK, MD.



Justin Gray

GENERAL INFORMATION

Location: Winston Salem, N.C.
Enrollment: 3,950
Founded: 1834
Colors: Old Gold and Black
Conference: Atlantic Coast
Nickname: Demon Deacons
Home Arena: Lawrence Joel Veterans Memorial Coliseum
President: Dr. Thomas K. Hearn
Athletics Director: Ron Wellman

COACHING STAFF

Head Coach: Skip Prosser (U.S. Merchant Marine Academy '72)
Career Record/Yrs: 67-29/4
Best Time to Reach: Contact SID
Office Phone: 336-758-5622
Assistant Coaches: Pat Kelsey (Xavier '98), Jeff Battle (Marshall '85), Dino Gaudio (Ohio '81)

2004-2005

Overall Record: 27-6
Conference Record/Finish: 13-3 / 2nd (ACC)
Final Rankings: 3rd in AP, 11th in USA Today/ESPN poll
Postseason: 1-1, Lost to West Virginia, 111-105 (2ot) in NCAA Second Round

MEDIA SERVICES

Basketball SID: Dean Buchan
Office Phone: 336-758-5640
Home: 336-287-8954
E-Mail: buchandw@mfu.edu
Office Fax: 336-758-5140
Press Row Phone: 336-727-2945
Website: www.wakeforestsports.com

SERIES INFORMATION

Series Record: Maryland leads, 57-54
Last Meeting: Wake Forest won, 81-66, on 1/11/05 (Winston-Salem)

2005-2006 ROSTER

No.	Player	Pos.	Ht.	Wt.	Yr.	Hometown	PPG	RPG	APG
0	Chris Ellis	F	6-9	267	Sr.	Marietta, GA	3.8	3.0	0.3
1	Justin Gray	G	6-2	194	Sr.	Charlotte, NC	16.0	2.8	2.2
2	Kevin Swinton	F	6-7	224	Fr.	Greensboro, NC	-	-	-
4	Harvey Hale	G	6-2	186	Fr.	Albuquerque, NM	9.9	2.5	2.5
10	John Buck	F	6-8	201	Sr.	Westbury, NY	0.3	0.3	0.1
11	Cameron Stanley	F	6-6	214	r-Fr.	Raleigh, NC	-	-	-
13	Shamaine Dukes	G	6-1	175	Fr.	Cuthbert, GA	7.1	4.5	0.8
31	Eric Williams	C	6-9	280	Sr.	Wake Forest, NC	16.1	7.7	0.5
33	Trent Strickland	G-F	6-5	216	Sr.	East Flat Rock, NC	5.9	3.5	0.7
34	Michael Drum	F	6-6	204	Jr.	Rural Hall, NC	-	-	-
44	David Weaver	F-C	6-10	224	Fr.	Black Mountain, NC	-	-	-
55	Kyle Visser	C	6-11	244	Jr.	Grand Rapids, MI	3.2	1.5	0.2


WESTERN CAROLINA CATAMOUNTS



Larry Hunter



DEC. 7, 2005
COLLEGE PARK, MD.



David Berghoefer

GENERAL INFORMATION

Location: Cullowhee, N.C.
Enrollment: 7,034
Founded: 1889
Colors: Purple and Yellow
Conference: Southern Conference
Nickname: Catamounts
Home Arena: Ramsey Activity Center
Chancellor: John Bardo
Athletics Director: Chip Smith

COACHING STAFF

Head Coach: Larry Hunter (Ohio '71)
Career Record/Yrs: 509-224/25
Best Time to Reach: Contact SID
Office Phone: 828-227-2017
Assistant Coaches: Bobby Woollum (Bucknell '89), Anquell McCollum (Western Carolina '00), Dustin Ford (Ohio '01)

2004-2005

Overall Record: 8-22
Conference Record/Finish: 3-13 / 6th in SC North
Final Ranking: None
Postseason: None

MEDIA SERVICES

Basketball SID: Mike Cawood
Office Phone: 828-227-2339
Home: 828-293-0710
E-Mail: cawood@email.wcu.edu
Office Fax: 828-227-7688
Press Row Phone: 828-227-2129
Website: www.catamountsports.com

2005-2006 ROSTER

No.	Player	Pos.	Ht.	Wt.	Yr.	Hometown	PPG	RPG	APG
0	Jared Outing	F	6-7	200	SR	Columbia, S.C.	3.7	2.4	0.6
3	Corey Muirhead	G	6-6	185	SR	York, Ontario	9.7	4.3	1.5
4	David Berghoefer	C	6-10	230	SR	Cross Plains, Wis.	14.6	8.0	1.2
5	Antonio Russell	G	6-0	170	SO	Tampa, Fla.	7.6	2.8	1.4
11	Trey Hopkins	G	6-1	175	FR	Orlando, Fla.	9.7	2.8	3.3
12	Hakan Demirel	G	6-3	190	SO	Bursa, Turkey	-	-	-
14	Eric Wilson	G	6-2	210	SO	Lincolnton, N.C.	1.6	1.4	0.6
21	Negus McKenna	G	6-4	210	SO	Montreal, Quebec	4.8	2.0	0.9
24	Charles Bouie	F	6-7	210	RS FR	Pahokee, Fla.	-	-	-
30	Jamar Jenkins	F	6-6	225	RS FR	Chapel Hill, Tenn.	-	-	-
40	Kyle Greathouse	G	6-0	175	JR	Lancaster, Ohio	7.2	2.7	2.8